

May daily records for TUCSON (1895-2024)

Date	Daily average temperatures			Record highs		Record lows		Record rainfall	
	High	Low	Avg.	°F	Year	°F	Year	Inches	Year
1	86°	57°	72°	100°	2020*	37°	1906	0.69	1941
2	87°	58°	72°	102°	1947	39°	1967	0.17	1904
3	87°	58°	72°	105°	1947	32°	1899	0.57	1930
4	87°	58°	73°	103°	1947	35°	1899	0.18	1918
5	88°	58°	73°	104°	2017	38°	1950	0.45	1969
6	88°	59°	73°	106°	2020	39°	1917*	0.48	1978
7	88°	59°	74°	105°	1989	37°	1915	0.13	1995
8	89°	59°	74°	106°	1989	40°	1965*	0.07	1987
9	89°	60°	74°	102°	2009	40°	1896	0.32	1912
10	89°	60°	75°	106°	1934	39°	1930*	0.37	1904
11	90°	60°	75°	105°	1996	37°	1922	1.10	2019
12	90°	61°	75°	107°	1996	38°	1933	0.15	1957
13	91°	61°	76°	105°	1988	39°	1933	0.08	1977
14	91°	61°	76°	104°	1988	41°	1933	0.13	1987
15	91°	62°	76°	105°	2022	43°	1933	1.34	1931
16	92°	62°	77°	106°	1934	44°	1911	0.14	2007
17	92°	62°	77°	103°	2003	44°	1911	0.11	1975
18	93°	62°	77°	102°	2009	47°	1962*	0.48	2023
19	93°	63°	78°	104°	1925	42°	1903	0.74	1917
20	93°	63°	78°	105°	2005	39°	1902	0.28	1987
21	94°	63°	79°	107°	2005	42°	1899	0.53	2009
22	94°	64°	79°	109°	2005	43°	1902	0.25	1919
23	95°	64°	79°	106°	1984	44°	1927	0.52	1919
24	95°	64°	80°	104°	2001*	42°	1909	0.50	1967
25	95°	65°	80°	105°	1896	43°	1980	0.08	1967
26	96°	65°	80°	107°	1951	44°	1916	0.44	1926
27	96°	65°	81°	107°	1951	44°	1917	0.44	2005
28	97°	66°	81°	107°	2000*	45°	1905	0.89	1943
29	97°	66°	81°	111°	1910	43°	1918	0.37	1907
30	97°	66°	82°	110°	1910	42°	1909	0.44	1986
31	98°	66°	82°	107°	2002*	44°	1918	0.13	1914
May climatic normals					May monthly records				
Normal high					91.8° F				
Normal low					61.8° F				
Normal temperature					76.8° F				
Normal rainfall					0.20"				
Climatic normal period (1991-2020)					* - last of several occurrences				
Record high					111° F on the 29 th				
Record low					32° F on the 3 rd				
Record rainfall					1.34" on the 15 th				



All-time May temperature records for Tucson (1895-2024)

Top 10 Warmest				Top 10 Coldest			
Rank	Month Avg.	Year		Rank	Month Avg.	Year	
1	80.7°	2020		1	64.6°	1905	
2	80.2°	2000		2	66.5°	1917	
3	80.1°	2009		3	67.0°	1915	
4	79.9°	1984		4	67.1°	1933	
5	79.7°	1997		5	67.6°	1935	
6	79.5°	2022		6	67.9°	1899	
7	79.3°	2001		7	68.2°	1908	
8	79.1°	1958		8	68.6°	1909	
9T	79.0°	2012		9	68.8°	1953	
	79.0°	1996/2006		10	69.0°	1921	
Warmest monthly avg. High – 96.7° in 2020				Warmest monthly avg. Low – 65.3° in 2009			
Coldest monthly avg. High – 79.9° in 1905				Coldest monthly avg. Low – 48.9° in 1933			
Top 10 Warmest days				Top 10 Coldest days			
Rank	Highs	Date/Year		Rank	Lows	Date/Year	
1	111°	5/29/1910		1	32°	5/3/1899	
2	110°	5/30/1910		2	35°	5/4/1899	
3	109°	5/22/2005		3T	37°	5/11/1922	
4T	108°	5/29/2020			37°	5/7/1915	
	108°	5/29/2000			37°	5/4/1915	
6T	107°	5/21/2005			7T	37°	5/1/1906
	107°	5/31/2002		38°		5/5/1950	
	107°	5/28/2000		38°		5/12/1933	
	107°	5/12/1996		38°		5/7/1933	
	107°	5/28/1958		38°		5/4/1913	
	107°	5/27/1951		38°	5/4/1912		
	107°	5/26/1951					
	107°	5/31/1910					
Coldest daily high: 56° set on 5/5/1969				Warmest daily low: 83° set on 5/28/2003			
Last 5 historical climatic normal temperatures for May							
Climatic normals		Average High	Average Low	Average temperature			
1991-2020		91.8°	61.8°	78.3°			
1981-2010		91.6°	60.5°	76.0°			
1971-2000		90.4°	58.6°	74.5°			
1961-1990		89.9°	58.0°	74.0°			
1951-1980		88.8°	57.5°	73.2°			
All years 1895-2024		90.3°	57.4°	73.8°			
Decadal average temperatures for May							
Decade	Avg. High	Avg. Low	Avg. Temp	Decade	Avg. High	Avg. Low	Avg. Temp
2010-19	90.7°	60.6°	75.7°	1950-59	89.6°	57.9°	73.7°
2000-09	93.5°	62.3°	77.9°	1940-49	90.8°	57.9°	74.4°
1990-99	91.9°	59.7°	75.8°	1930-39	89.7°	54.8°	72.2°
1980-89	91.0°	59.2°	75.1°	1920-29	90.8°	55.5°	73.1°
1970-79	87.6°	57.2°	72.4°	1910-19	89.0°	52.8°	70.9°
1960-69	89.4°	57.2°	73.3°	1900-09	88.0°	52.6°	70.3°



All-time May rainfall records for Tucson (1895-2024)

Top 10 Wettest			Top 10 Driest		
Rank	Total	Year	Rank	Total	Year
1	1.34"	1931	1T	0.00"	2024/2022
2	1.22"	2019		0.00"	2016/2011
3	1.11"	1992		0.00"	2002/2000
4	0.93"	1930		0.00"	1999/1996
5	0.89"	1943		0.00"	1991/1974/1964
6T	0.82"	1919		0.00"	1962/1961/1959
	0.82"	1917		0.00"	1949/1948/1946
8T	0.74"	1987		0.00"	1945/1942/1939
	0.74"	1941		0.00"	1933/1916/1911
10T	0.67"	2009/1979		0.00"	1909/1898/1897
Top 10 Wettest days			Last 5 Historical climatic normals		
Rank	Total	Date/Year	NCDC Normal periods		Precipitation
1	1.34"	5/15/1931	1981-2020		0.20"
2	1.10"	5/11/2019	1981-2010		0.23"
3	0.89"	5/28/1943	1971-2000		0.24"
4	0.74"	5/19/1917	1961-1990		0.18"
5	0.69"	5/1/1941	1951-1980		0.14"
6	0.57"	5/3/1930	All years 1895-2024		0.19"
7	0.53"	5/21/2009			
8	0.52"	5/23/1919	Decadal averages for May		
9	0.50"	5/24/1967	Decade	Precipitation	
10T	0.48"	5/18/2023	2010-2019		0.14"
	0.48"	5/6/1978	2000-2009		0.18"
			1990-1999		0.28"
			1980-1989		0.22"
			1970-1979		0.21"
			1960-1969		0.13"
			1950-1959		0.09"
			1940-1949		0.26"
			1930-1939		0.28"
			1920-1929		0.11"
			1910-1919		0.28"
			1900-1909		0.18"



Miscellaneous May Records

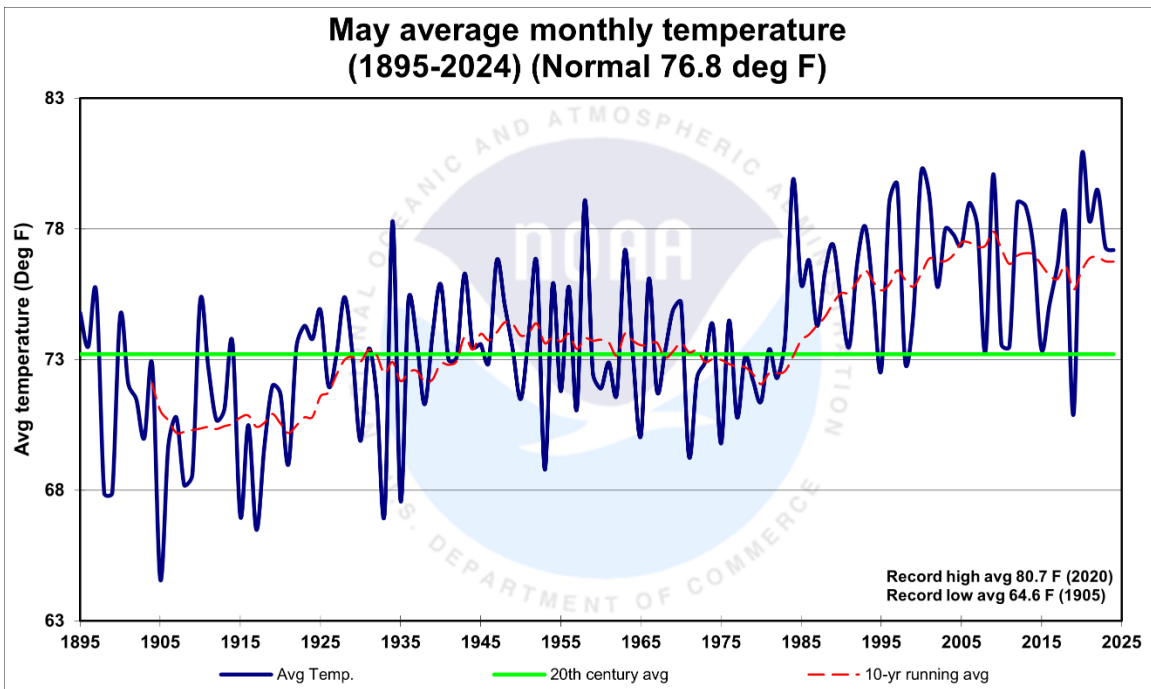
Temperature

Most consecutive days with highs of....	Most consecutive days with lows of....
110° or greater: 2 days set on May 29-30, 1910	45° or less: 5 days set on May 4-8, 1915*
105° or greater: 4 days set on May 20-23, 2005	40° or less: 3 days set on May 4-6, 1912
100° or greater: 8 days set on May 23-30, 1984*	35° or less: 2 days set on May 3-4, 1899
95° or greater: 18 days set on May 8-25, 1934	32° or less: 1 day set on May 3, 1899
80° or less: 9 days set on May 1-9, 1915	65° or greater: 12 days set on May 12-23, 1996*
75° or less: 8 days set on May 3-10, 1930	70° or greater: 5 days set on May 22-26, 2005
70° or less: 4 days set on May 2-4, 1905	75° or greater: 2 days set on May 30-31, 2020*
65° or less: 2 days set on May 5-6, 1969*	* - last of many occurrences

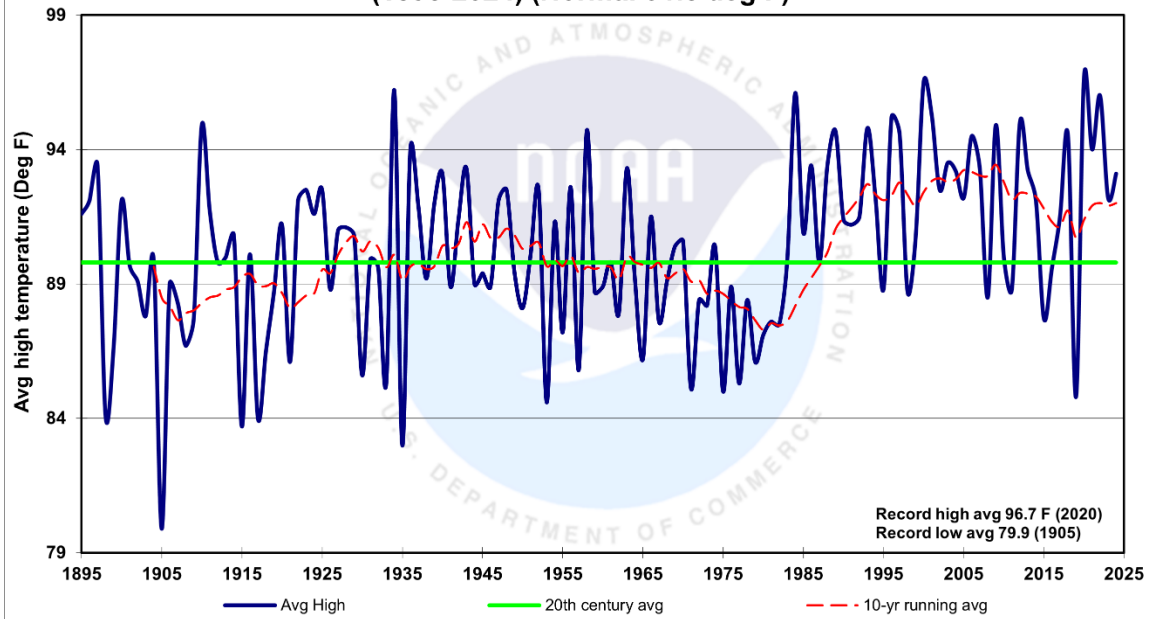
Rainfall

Most consecutive days with rainfall of....
Trace or greater: 8 days set on May 8-15, 1987
0.01" or greater: 4 days set on May 23-26, 1994 & May 18-21, 1992
0.10" or greater: 4 days set on May 18-21, 1992
0.25" or greater: 2 days set on May 22-24, 1919
0.50" or greater: 1 day set on May 11, 2019* (last of 9 occurrences)
1.00" or greater: 1 day set on May 11, 2019 & May 15, 1931

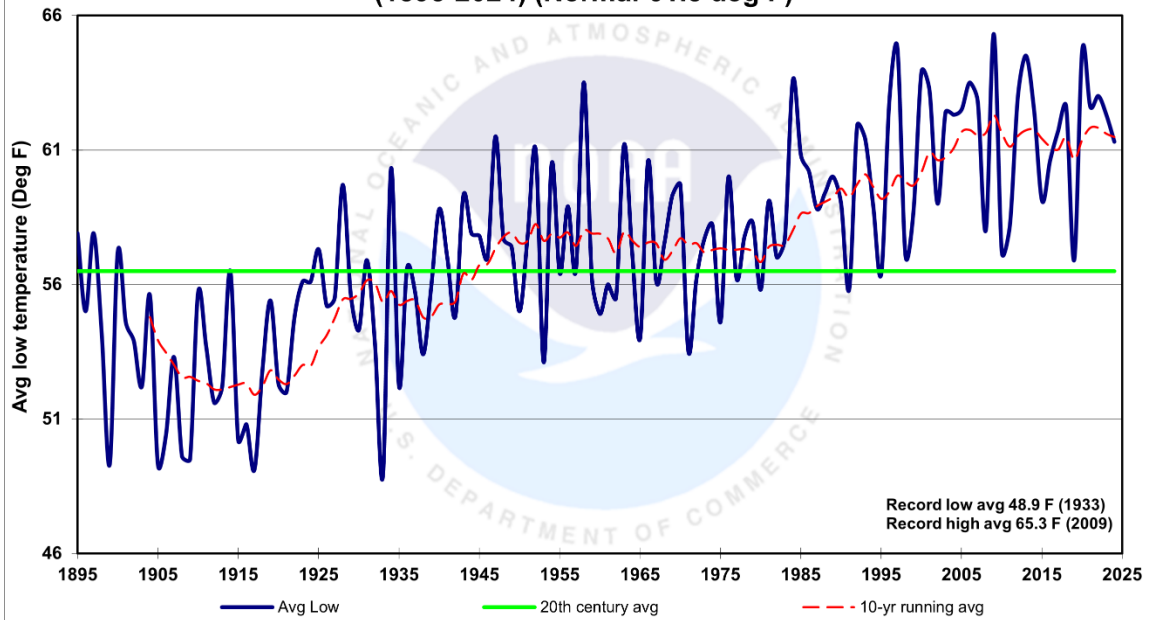
Historical May graphs for temperature and rainfall

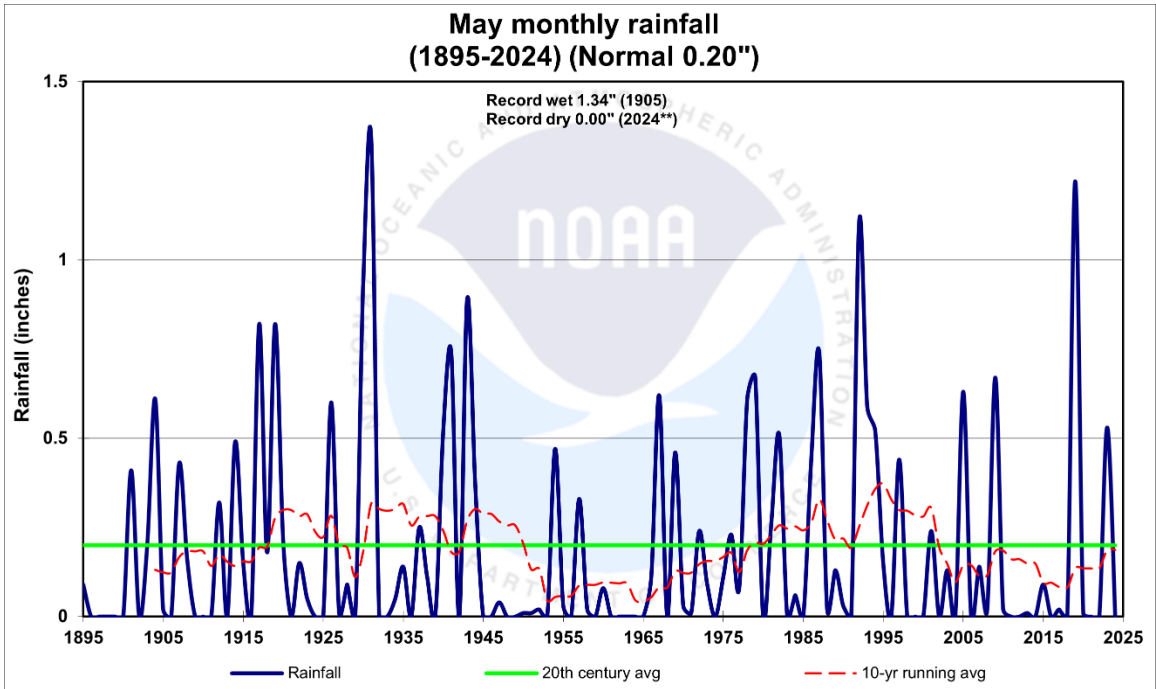


**May average monthly high temperature
(1895-2024) (Normal 91.8 deg F)**



**May average monthly low temperature
(1895-2024) (Normal 61.8 deg F)**







NOAA/National Weather Service, Tucson Arizona