

January daily records for TUCSON (1895-2023)

Date	Daily average temperatures			Record highs		Record lows		Record rainfall		Record snowfall	
	High	Low	Avg.	°F	Year	°F	Year	Inches	Year	Inches	Year
1	65°	40°	52°	80°	2012	21°	2011	0.42	1951	2.0	1906
2	65°	40°	53°	83°	1918	19°	1911*	0.47	1982	1.2	1990
3	65°	40°	53°	87°	1896	17°	1911	0.69	1957	Trace	1971
4	65°	40°	53°	88°	1927	16°	1949	0.85	1920		
5	65°	40°	53°	81°	1927	17°	1949	1.00	1946		
6	65°	40°	53°	83°	1927	15°	1910	1.08	1935	Trace	1997
7	66°	40°	53°	80°	1948	6°	1913	1.21	1993	4.0	1937
8	66°	40°	53°	82°	2002*	13°	1913	0.34	1957*	Trace	1946
9	66°	40°	53°	81°	1948	24°	1899	0.70	1905		
10	66°	41°	53°	87°	1953	24°	1937*	1.17	1905		
11	66°	41°	53°	82°	1990*	18°	1918	1.08	1960	2.7	1898
12	66°	41°	53°	82°	1923	18°	1964*	0.71	1981	1.0	1951
13	66°	41°	54°	80°	2023	21°	1963*	0.46	1993	1.0	1937
14	66°	41°	54°	81°	1912	21°	2013	0.72	1920		
15	67°	41°	54°	85°	2000	17°	2013	0.87	1978	0.7	1949
16	67°	41°	54°	84°	2000	22°	1919	0.59	2023	4.3	1987
17	67°	41°	54°	82°	1923	19°	1987	0.80	1979	Trace	1949
18	67°	41°	54°	84°	2000	21°	1925	1.32	1993	0.2	1907
19	67°	41°	54°	85°	1971	22°	1936*	2.63	1916	1.5	1990
20	67°	41°	54°	84°	1971*	22°	1936*	0.62	1938	0.4	1987
21	67°	41°	54°	81°	1950	17°	1922	0.40	1982*	0.8	1937
22	67°	41°	54°	81°	2013	15°	1937*	1.11	2010	Trace	1973
23	67°	41°	54°	81°	2016	17°	1937	0.56	1985	Trace	2023
24	67°	41°	54°	87°	1999	17°	1937	0.48	1962	3.3	1898
25	67°	41°	54°	82°	2000	17°	1898	0.41	1949	3.5	1949
26	68°	41°	54°	82°	1951	21°	1932	0.71	2013	1.0	2021
27	68°	41°	55°	86°	1987	18°	1904	0.77	1961		
28	68°	41°	55°	83°	1906	23°	1932	0.57	1941	Trace	1994
29	68°	42°	55°	82°	1986	19°	1932	0.93	1936	1.2	1979
30	68°	42°	55°	82°	2018*	25°	1979*	1.39	2015	0.6	2002
31	68°	42°	55°	84°	2003	22°	1949	0.96	1986		
January climatic normals				January monthly records							
Normal high				66.5° F		Record high				88° F on the 4 th	
Normal low				40.8° F		Record low				6° F on the 7 th	
Normal temperature				53.6° F		Record rainfall				2.63" on the 19 th	
Normal rainfall				0.84"		Record snowfall				4.3" on the 16 th	
Climatic normal period (1991-2020)				* - last of several occurrences							



All-time January temperature records for Tucson (1895-2023)									
Top 10 Warmest							Top 10 Coldest		
Rank	Month Avg.	Year					Rank	Month Avg.	Year
1	59.1°	2018					1	41.2°	1937
2	58.6°	1986					2	43.0°	1949
3	58.2°	2003					3	43.3°	1932
4	57.3°	2014					4	44.8°	1913
5	56.1°	1956					5	45.4°	1904
6	55.6°	2012					6	46.1°	1898
7	55.5°	2009					7	46.2°	1926
8T	55.4°	2015					8	46.6°	1899
	55.4°	1969					9	46.7°	1955
10	55.2°	1993					10	46.8°	1960/1915
Warmest monthly avg. High – 73.7° in 1986							Warmest monthly avg. Low – 44.8° in 1993		
Coldest monthly avg. High – 52.3° in 1949							Coldest monthly avg. Low – 27.1° in 1904		
Top 10 Warmest days							Top 10 Coldest days		
Rank	Highs	Date/Year					Rank	Lows	Date/Year
1	88°	1/4/1927					1	6°	1/7/1913
2T	87°	1/24/1999					2	13°	1/8/1913
	87°	1/10/1953					3T	15°	1/22/1937
5	87°	1/3/1896						15°	1/6/1910
	86°	1/27/1987					15°	1/22/1904	
6T	85°	1/15/2000					6T	16°	1/4/1949
	85°	1/19/1971						16°	1/4/1911
8T	84°	1/31/2003					8T	17°	1/15/2013
	84°	1/18/2000						17°	1/6/1971
	84°	1/16/2000						17°	1/6/1950
	84°	1/4/1994						17°	1/5/1949
	84°	1/19/1986						17°	1/23 & 24/1937
	84°	1/20/1971						17°	1/21/1922
	84°	1/20/1950						17°	1/3/1911
84°	1/27/1935					17°	1/25/1898		
Coldest daily high: 36° last set on 1/3 & 4/1949							Warmest daily low: 62° last set on 1/21/2009		
Last 5 historical climatic normal temperatures for January									
Climatic normals	Average High	Average Low	Average temperature						
1991-2020	66.5°	40.8°	53.6°						
1981-2010	65.5°	39.8°	52.6°						
1971-2000	64.5°	38.9°	51.7°						
1961-1990	63.9°	38.6°	51.3°						
1951-1980	64.1°	38.1°	51.1°						
All years 1895-2023	65.0°	37.4°	51.2°						
Decadal average temperatures for January									
Decade	Avg. High	Avg. Low	Avg. Temp						
2010-19	67.6°	40.5°	54.1°	Decade	Avg. High	Avg. Low	Avg. Temp		
2000-09	66.4°	40.0°	53.2°	1950-59	65.8°	38.5°	52.1°		
1990-99	66.5°	39.5°	53.0°	1940-49	63.3°	37.3°	50.3°		
1980-89	65.4°	40.0°	52.7°	1930-39	62.9°	34.1°	48.5°		
1970-79	63.1°	37.6°	50.3°	1920-29	66.0°	34.1°	50.1°		
1960-69	63.2°	37.6°	50.4°	1910-19	64.4°	34.7°	49.5°		
				1900-09	65.6°	35.2°	50.4°		

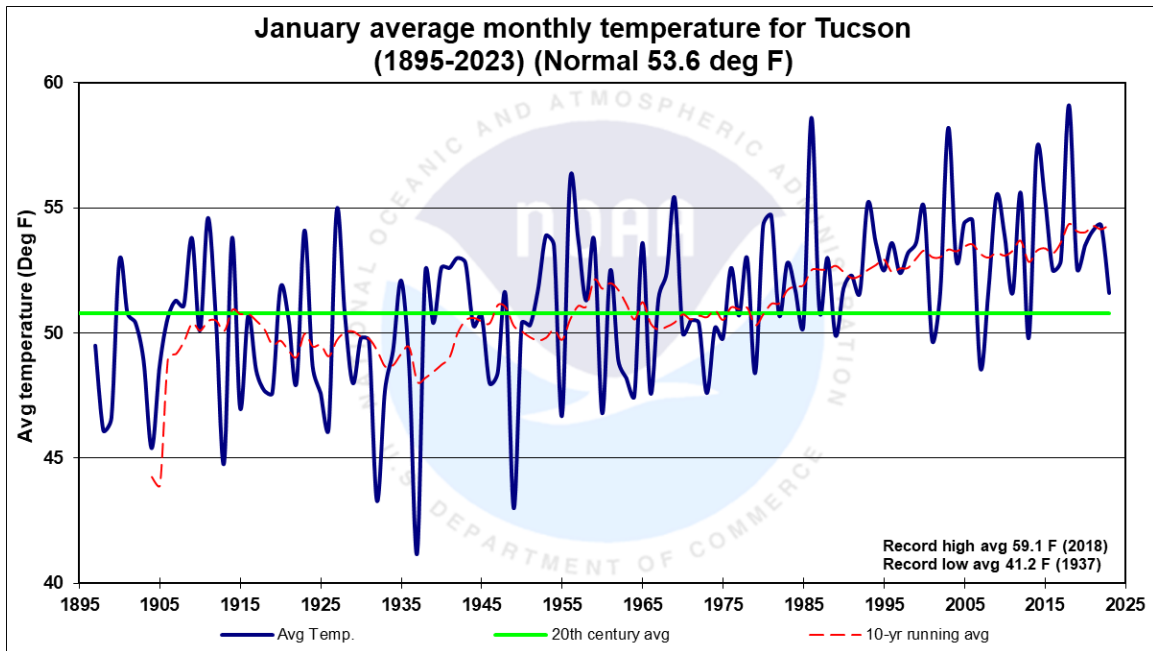


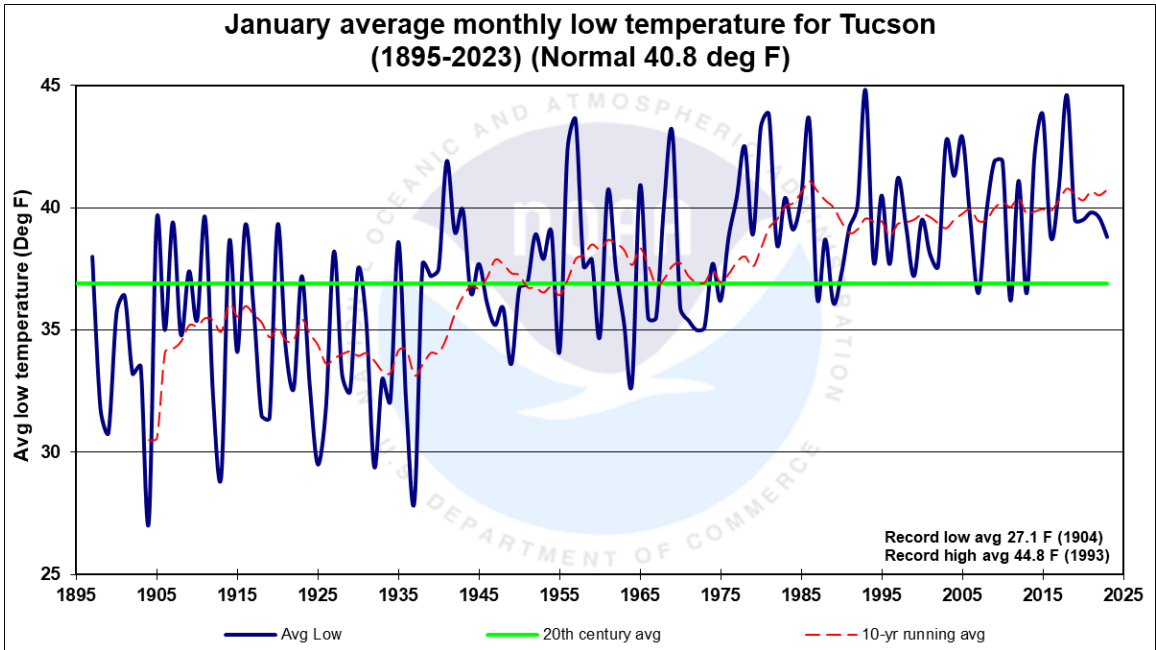
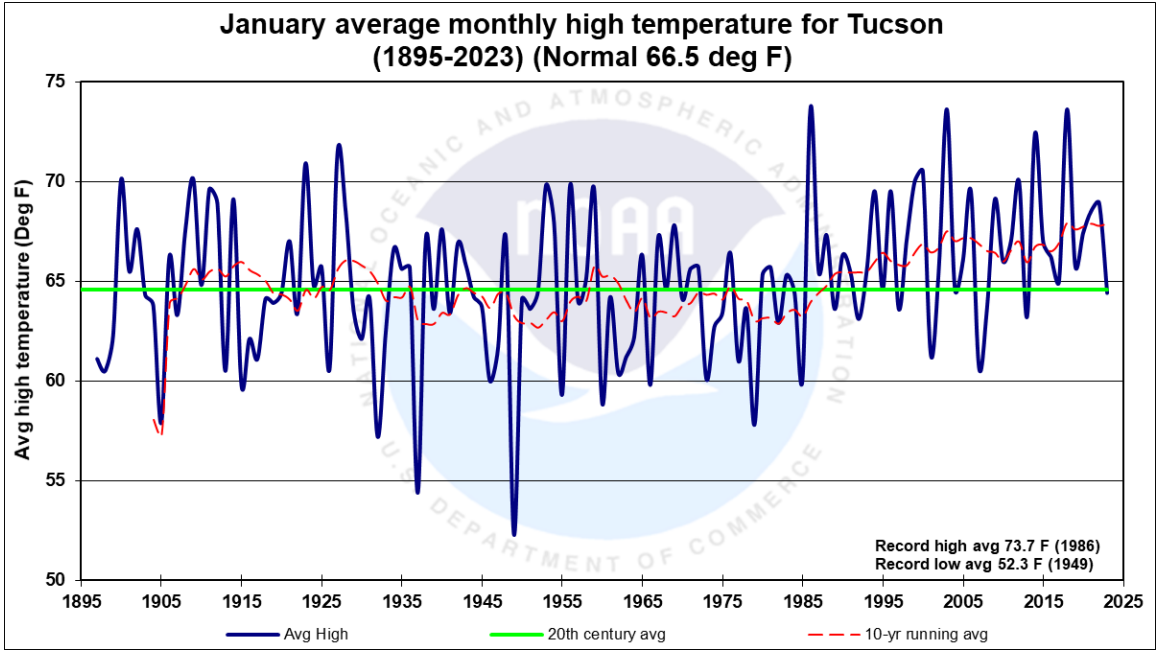
All-time January precipitation records for Tucson (1895-2023)					
Top 10 Wettest			Top 10 Driest		
Rank	Total	Year	Rank	Total	Year
1	4.81"	1993	1T	0.00"	1972
2	4.00"	1916		0.00"	1928
3	2.94"	1979		0.00"	1924
4	2.54"	2015		0.00"	1912
5	2.37"	1957		0.00"	1903
6	2.29"	1920	6T	Trace	2014
7	2.25"	1905		Trace	2011
8	2.22"	1946		Trace	2006
9	2.10"	2010		Trace	1970
10	2.05"	1978		Trace	1958/1948
Top 10 Wettest days			Last 5 historical climatic normals		
Rank	Total	Date/Year	NCDC Normal periods		Precipitation
1	2.63"	1/19/1916	1991-2020		0.84"
2	1.39"	1/30/2015	1981-2010		0.94"
3	1.32"	1/18/1993	1971-2000		0.99"
4	1.21"	1/7/1993	1961-1990		0.87"
5	1.17"	1/10/1905	1951-1980		0.83"
6	1.11"	1/22/2010	All years 1895-2023		0.85"
7T	1.08"	1/11/1960	Decadal averages for January		
	1.08"	1/6/1935	Decade		Precipitation
9	1.00"	1/5/1946	2010-2019		0.94"
10	0.96"	1/31/1986	2000-2009		0.54"
			1990-1999		1.07"
			1980-1989		1.06"
			1970-1979		0.83"
			1960-1969		0.82"
			1950-1959		0.79"
			1940-1949		0.73"
			1930-1939		0.85"
			1920-1929		0.51"
			1910-1919		1.22"
			1900-1909		0.78"
All-time January snowfall records for Tucson (1895-2023)					
Top 10 snowiest Januarys			Top 10 snowy January dates		
Rank	Total	Year	Rank	Total	Date/Year
1	6.0"	1898	1	4.3"	1/16/1987
2	5.8"	1937	2	4.0"	1/7/1937
3T	4.7"	1949	3	3.5"	1/25/1949
	4.7"	1987	4	3.3"	1/24/1898
5	2.8"	1951	5	2.7"	1/11/1898
6	2.7"	1990	6T	2.0"	1/11/1913
7T	2.0"	1913		2.0"	1/1/1906
	2.0"	1906	8	1.8"	1/1/1951
9	1.3"	1960	9	1.5"	1/19/1990
10	1.2"	1979	10	1.2"	1/2/1990



Miscellaneous January Records	
Temperature	
Most consecutive days with highs of....	Most consecutive days with lows of....
80° or warmer: 6 days set on Jan. 14-19, 2000	32° or colder: 17 days set on Jan. 11-27, 1898
75° or warmer: 10 days set on Jan. 3-12, 1956	30° or colder: 14 days set on Jan. 1-14, 1925
70° or warmer: 17 days set on Jan. 10-26, 2000	25° or colder: 7 days set on Jan. 25-31, 1904
60° or colder: 20 days set on Jan. 1-20, 1905	20° or colder: 5 days set on Jan. 4-8, 1971
55° or colder: 8 days set on Jan. 24-31, 1949	15° or colder: 2 days set on Jan. 7-8, 1913
50° or colder: 6 days set on Jan. 20-25, 1937	45° or warmer: 10 days set on Jan. 1-10, 2018
45° or colder: 5 days set on Jan. 3-7, 1971	50° or warmer: 6 days set on Jan. 19-24, 2009
40° or colder: 3 days set on Jan. 4-6, 1971	55° or warmer: 3 days set on Jan. 21-23, 2009*
Precipitation	
Most consecutive days with rainfall of....	
Trace or greater: 10 days set on Jan. 5-14, 1993	
0.01" or greater: 7 days set on Jan. 15-21, 1916	
0.10" or greater: 4 days set on Jan. 20-23, 2010; Jan. 22-25, 1962 & Jan. 26-29, 1898	
0.25" or greater: 3 days set on Jan. 15-17, 2023	
0.50" or greater: 2 days set on Jan. 15-16 2023* (last of 7 occurrences)	
1.00" or greater: 1 day set on Jan. 30, 2015* (last of 9 occurrences)	
Most consecutive days with snowfall of....	
Trace or greater: 4 days set on Jan. 15-18, 1949	
0.1" or greater: 2 days set on Jan. 1-2, 1960 & Jan. 15-16, 1949	
0.5" or greater: 2 days set on Jan. 15-16, 1949	
1.0" or greater: 1 day set on Jan. 19, 1990 (last of 14 occurrences)	

Historical January graphs for temperature and precipitation





January monthly precipitation for Tucson (1895-2023) (Normal 0.84")

