

# Drought Information Statement for Eastern Ohio, Northern West Virginia and Western Pennsylvania Valid September 13, 2024

Issued By: NWS Pittsburgh, PA

- This product will be updated September 19, 2024 or sooner if drought conditions change significantly.
  - Please see all currently available products at <https://drought.gov/drought-information-statements>.
  - Please visit <https://www.weather.gov/pbz/DroughtInformationStatement> for previous statements.
- 
- Exceptional drought has been expanded to portions of eastern Ohio.
  - Extreme drought has been expanded across eastern Ohio and northern West Virginia.





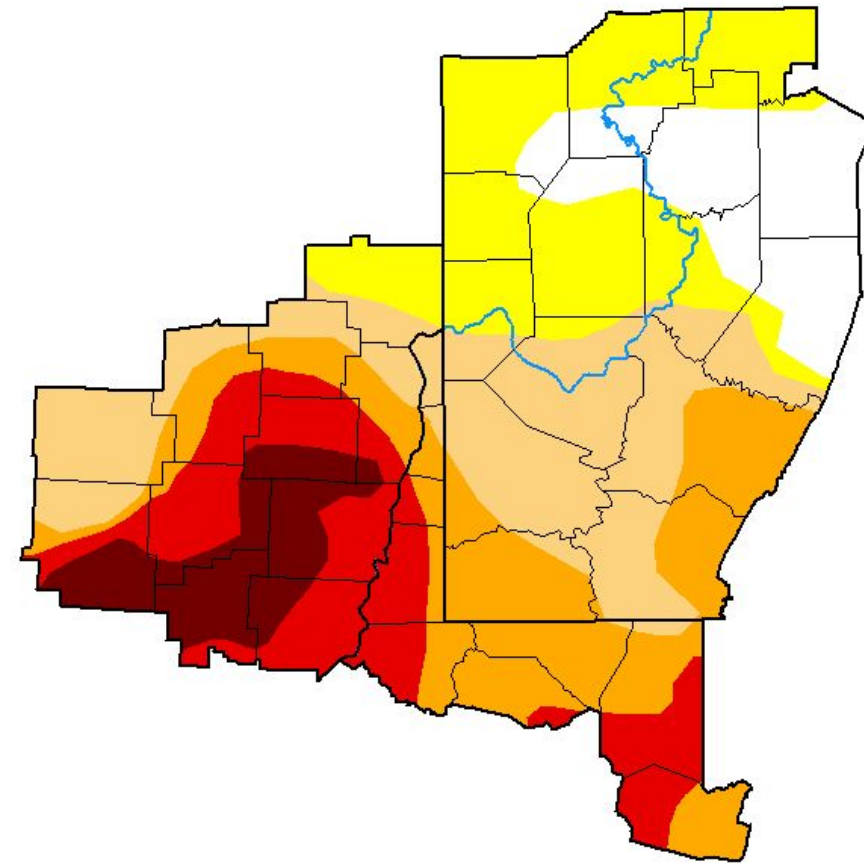
# U.S. Drought Monitor

Link to the [latest U.S. Drought Monitor](#) for eastern Ohio, northern West Virginia, and western Pennsylvania

- Drought intensity and Extent
  - **D4 (Exceptional Drought)**: Portions of Muskingum, Noble, Guernsey, Harrison, Belmont, and Monroe counties in OH.
  - **D3 (Extreme Drought)**: Much of the rest of the aforementioned counties (above), Tuscarawas, Carroll, and Jefferson OH, the northern WV panhandle, Marion, Preston, and Tucker counties in WV.
  - **D2 (Severe Drought)**: eastern OH, northern WV, and portions of Washington, Greene, Fayette and Westmoreland in PA
  - **D1 (Moderate Drought)**: eastern Ohio and western PA from I-76 southward.
  - **D0: (Abnormally Dry)**: Much of the rest of the region except for portions of the counties along the I-80.

## U.S. Drought Monitor Pittsburgh, PA WFO

**September 10, 2024**  
(Released Thursday, Sep. 12, 2024)  
Valid 8 a.m. EDT



Drought Conditions (Percent Area)

	None	D0-D4	D1-D4	D2-D4	D3-D4	D4
<b>Current</b>	12.50	87.50	66.77	43.03	22.64	7.61
<b>Last Week</b> 09-03-2024	12.50	87.50	65.13	42.97	22.28	6.66
<b>3 Months Ago</b> 06-11-2024	98.89	1.11	0.00	0.00	0.00	0.00
<b>Start of Calendar Year</b> 01-02-2024	94.97	5.03	0.00	0.00	0.00	0.00
<b>Start of Water Year</b> 09-26-2023	80.00	20.00	0.11	0.00	0.00	0.00
<b>One Year Ago</b> 09-12-2023	99.32	0.68	0.12	0.00	0.00	0.00

Intensity:



The Drought Monitor focuses on broad-scale conditions. Local conditions may vary. For more information on the Drought Monitor, go to <https://droughtmonitor.unl.edu/About.aspx>


Author:

Lindsay Johnson  
National Drought Mitigation Center



[droughtmonitor.unl.edu](http://droughtmonitor.unl.edu)


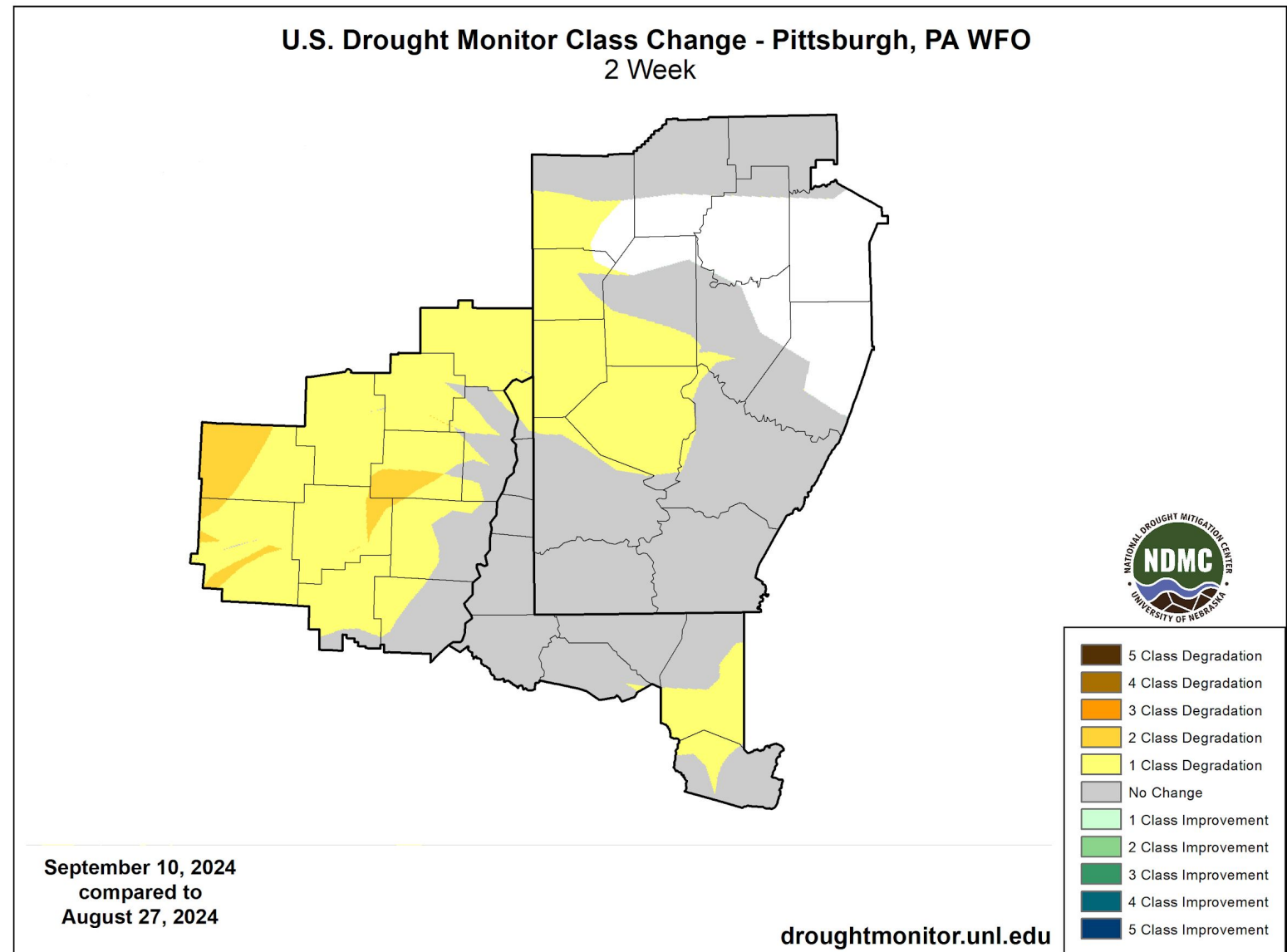




# Recent Change in Drought Intensity

Link to the latest [2-week change map](#) for eastern Ohio, northern West Virginia, and western Pennsylvania

- Two Week Drought Monitor Class Change.
  - Drought Worsened: across much of eastern Ohio, Preston and Tucker counties in West Virginia and Allegheny, Beaver, Butler, Lawrence and Mercer counties in PA.
  - No Change: much if southwestern PA and Venango and Forest PA.
  - Drought Improved: None.

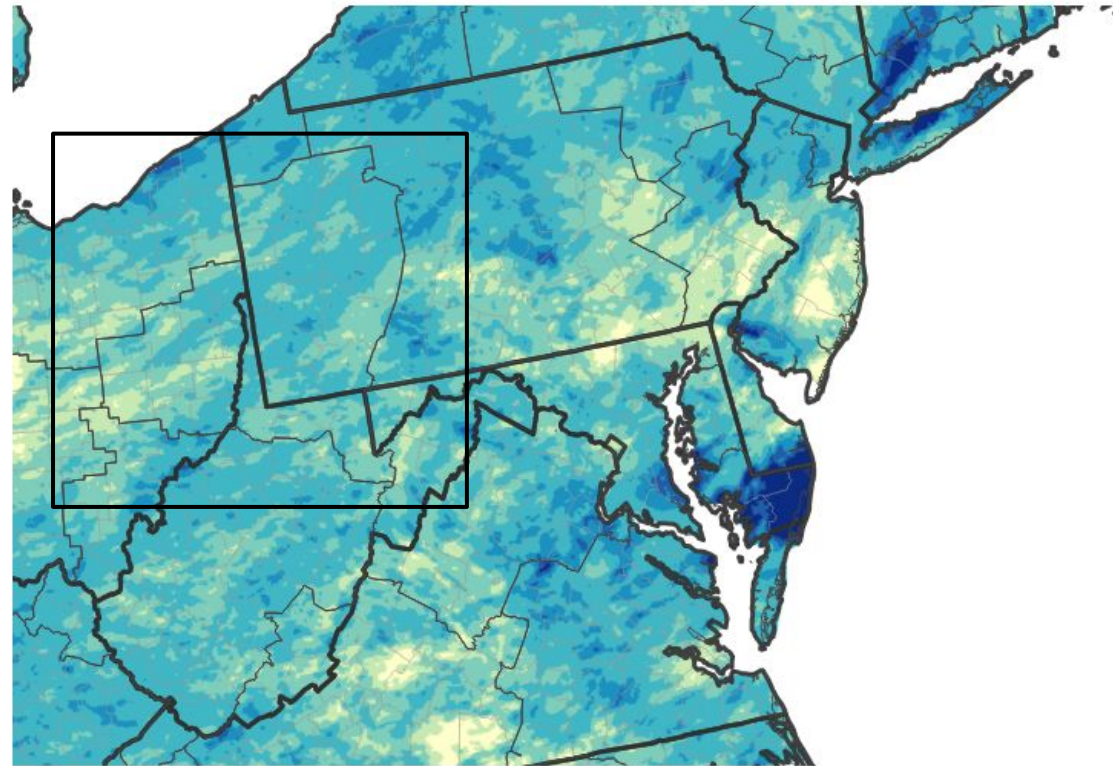




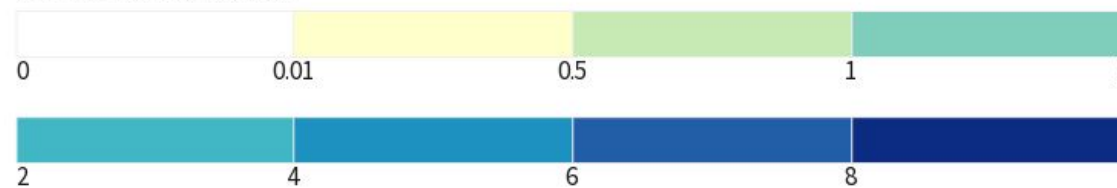
# Precipitation

- While some areas of western PA received rounds of rain from thunderstorms at the end of last week,, much of the rest of the region experienced below average precipitation over the last 30 days.
- Precipitation in eastern Ohio and northern West Virginia is less than 25% of normal.

### 30-Day Precipitation Accumulations (Inches)



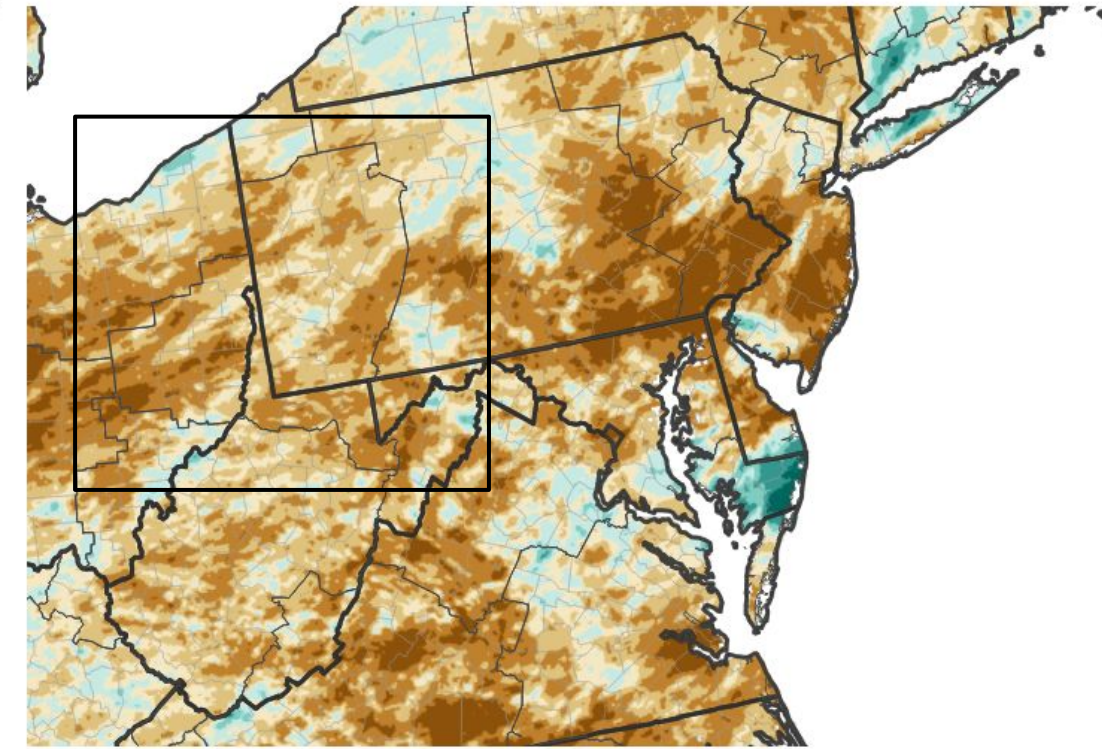
#### Inches of Precipitation



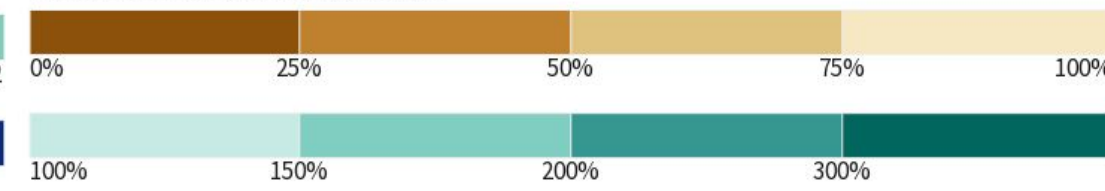
Source(s): National Weather Service Multi-Radar Multi-Sensor System; image courtesy of Drought.gov

Last Updated: 09/12/24

### 30-Day Percent of Normal Precipitation



#### Percent of Normal Precipitation (%)




Source(s): National Weather Service Multi-Radar Multi-Sensor System; image courtesy of Drought.gov

Last Updated: 09/12/24



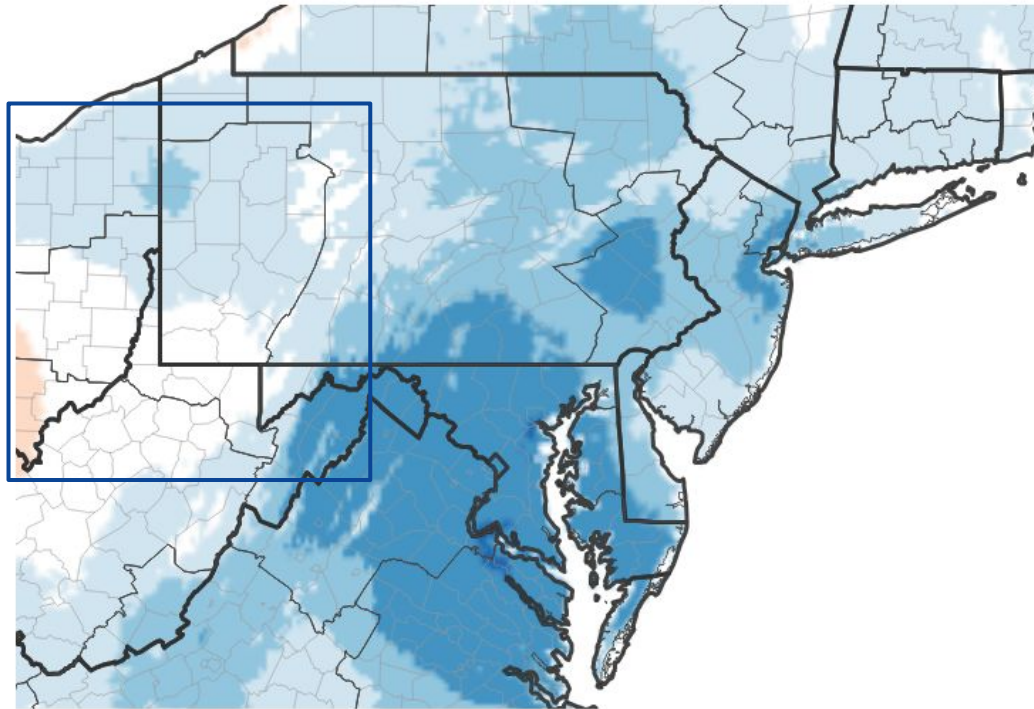




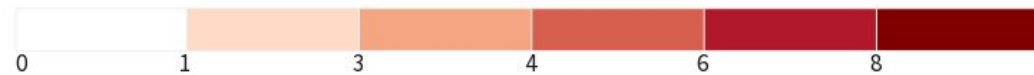
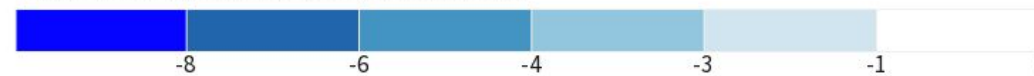
# Temperature

- Temperatures were closer to normal over the last week.
- However, the average temperature over the last 30 days remains warmer than average in the areas hit hardest by drought.

7-Day Temperature Anomaly



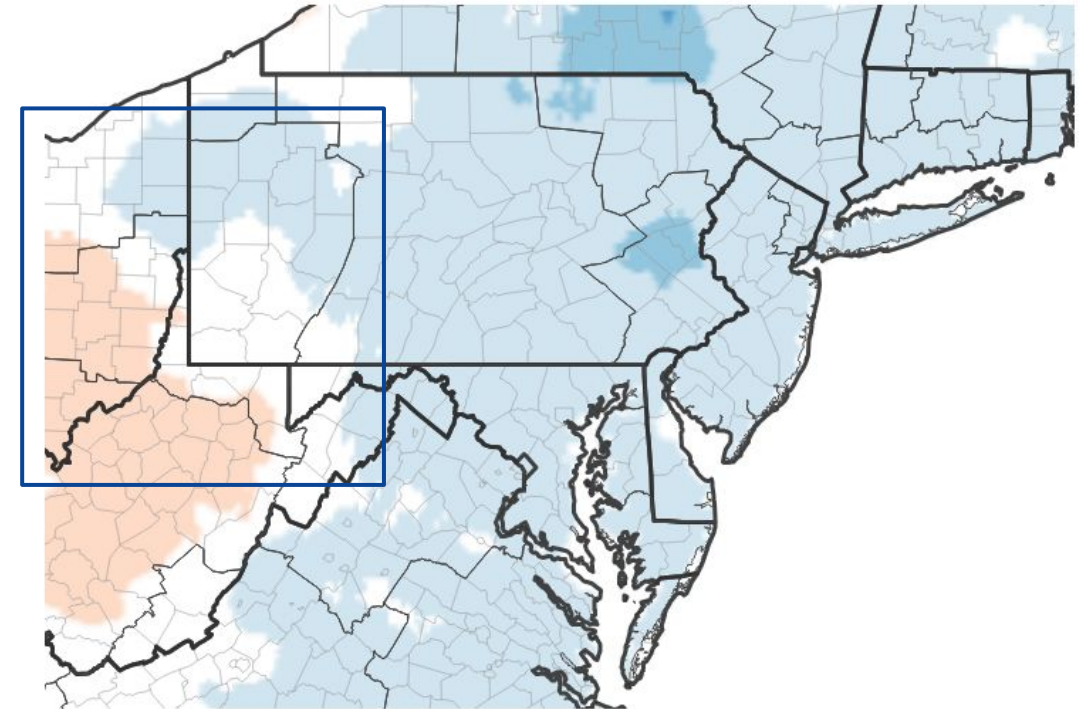
Departure from Normal Max Temperature (°F)



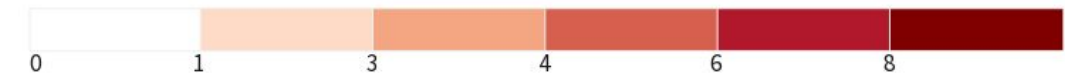
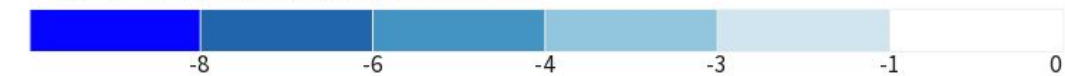
Source(s): NOAA's National Centers for Environmental Information; image courtesy of Drought.gov

Data Valid: 09/08/24

30-Day Temperature Anomaly



Departure from Normal Max Temperature (°F)



Source(s): NOAA's National Centers for Environmental Information; image courtesy of Drought.gov

Data Valid: 09/08/24





# Summary of Impacts

Links: See/submit [Condition Monitoring Observer Reports \(CMOR\)](#) and view the [Drought Impacts Reporter](#)

## Hydrologic Impacts

- Streamflows remain well below normal in both the last 14 and 30 day timeframes, especially in the Monongahela, Ohio and Muskingum River basins and sub-basins.
- Private wells are low or completely dry in OH and WV.

## Agricultural Impacts

- Soil moisture remains in the 1-5% over much of eastern Ohio and northern West Virginia.
- Some deterioration in crop conditions is being noted, especially in Ohio and West Virginia. Hay and pasture growth has been limited in Ohio. Some farmers are hauling water for livestock. [USDA](#)

## Fire Hazard Impacts


- Significant Wildfire Potential Outlook is above normal for portions of eastern Ohio, northern West Virginia, and southwestern Pennsylvania. [NIFC](#)
- Burn Ban in effect in D3 and D4 areas in OH.

## Other Impacts


- There are no known impacts at this time

## Mitigation Actions

- Some voluntary water restrictions have been put in place.





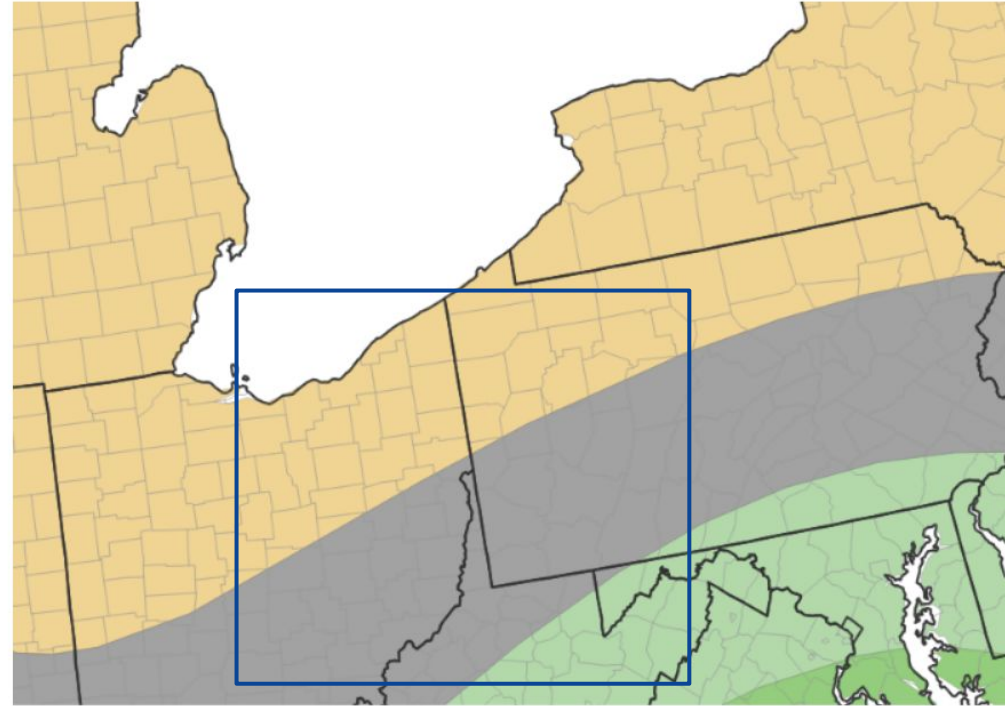


# Long-Range Outlooks

The latest monthly and seasonal outlooks can be found on the [CPC homepage](#)

- Both dry and warm conditions are expected over the next two weeks.
- This will continue to support deteriorating conditions, with minimal precipitation forecast at this time.

8-14 Day Precipitation Outlook for September 20-26, 2024



Probability of Below-Normal Precipitation



Probability of Above-Normal Precipitation

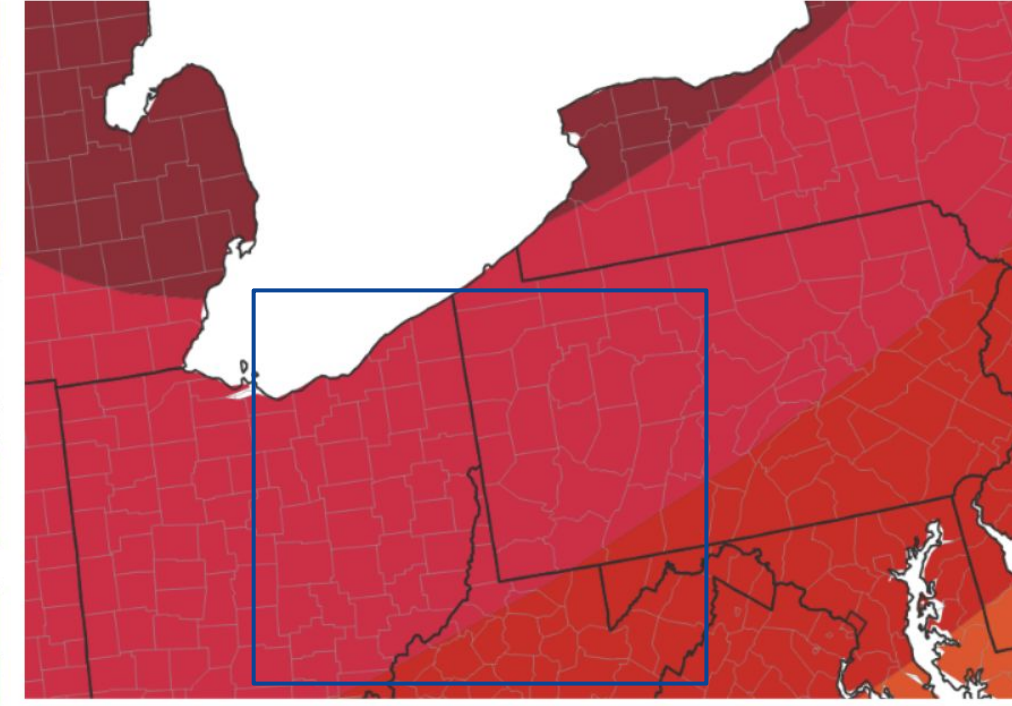


■ Near-Normal Conditions

Source(s): Climate Prediction Center  
Last Updated: 09/12/24

[Drought.gov](#)

8-14 Day Temperature Outlook for September 20-26, 2024



Probability of Below-Normal Temperatures




Probability of Above-Normal Temperatures



■ Near-Normal Conditions

Source(s): Climate Prediction Center  
Last Updated: 09/12/24

[Drought.gov](#)



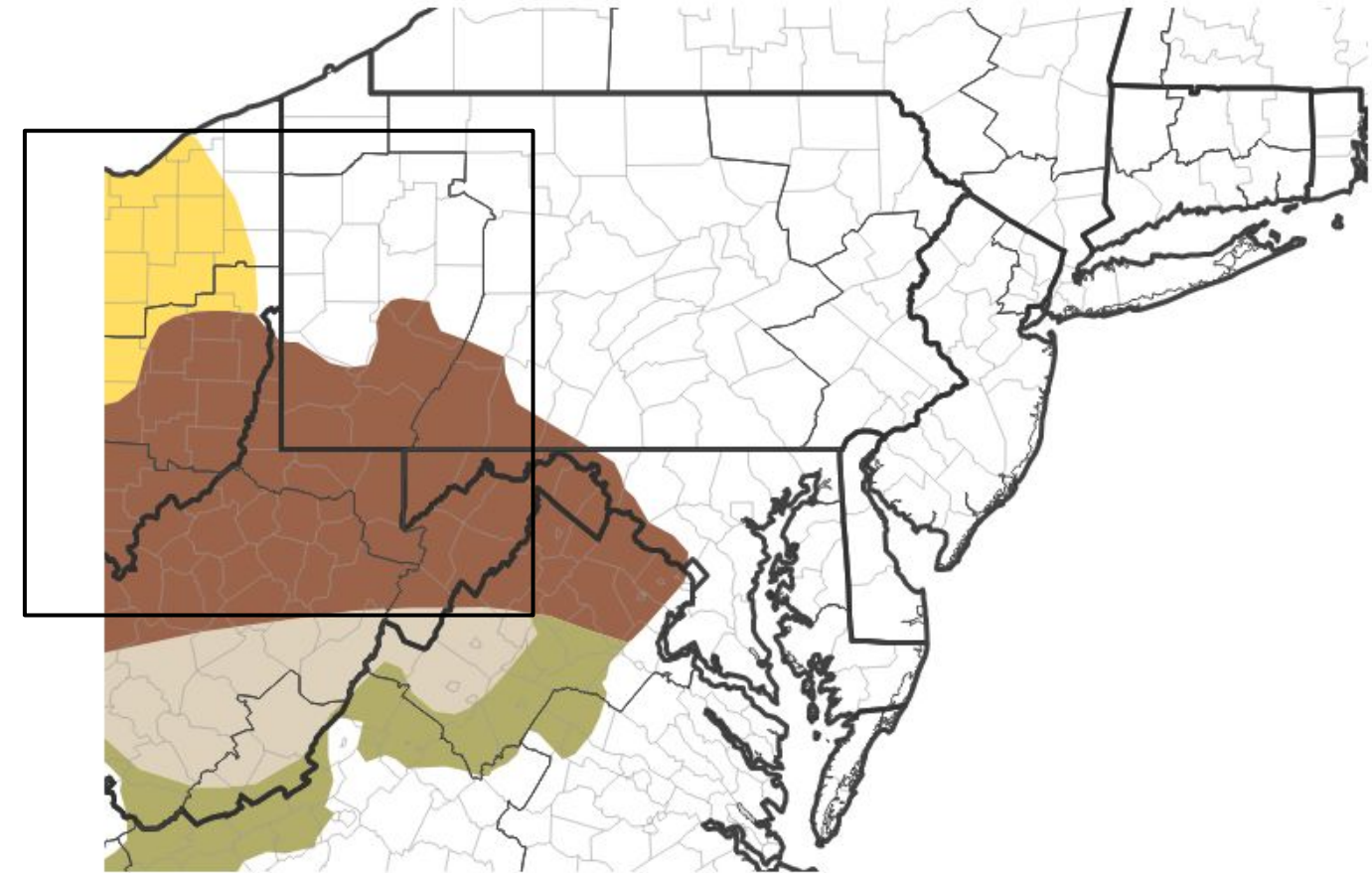


# Drought Outlook

The latest monthly and seasonal outlooks can be found on the [CPC homepage](#)

- With no long range signal for cool and wet weather at this point, drought conditions are projected to persist, both during the rest of September and for much of the fall season.

**1-Month Drought Outlook for September 1, 2024-September 30, 2024**



**Drought Is Predicted To...**




Source(s): Climate Prediction Center; image courtesy of Drought.gov

Last Updated: 08/31/24

Links to the latest:

[Climate Prediction Center Monthly Drought Outlook](#)

[Climate Prediction Center Seasonal Drought Outlook](#)



**National Oceanic and Atmospheric Administration**

U.S. Department of Commerce

National Weather Service  
Pittsburgh, PA