



Winter Storm Headlines

January 5, 2025
10:45 PM

Mainly light freezing rain overnight becoming all snow after day break

Details



Now through 7 PM EST / 6 PM CST
Monday

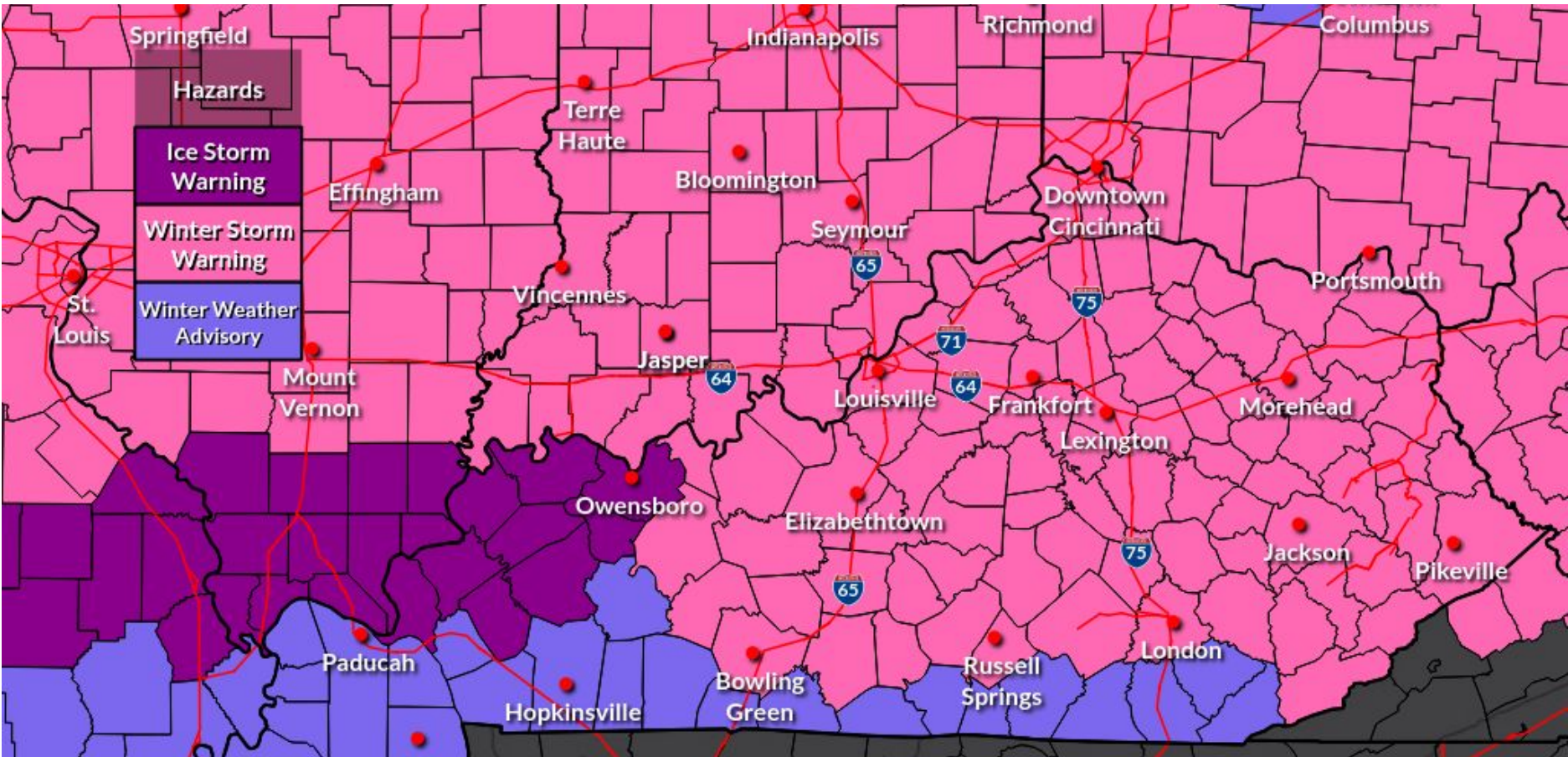


Significant snow and ice accumulations are causing extremely dangerous travel conditions. Numerous power outages are possible as ice accumulates.

Quick Forecast

- A significant winter storm continues to impact overnight into Monday afternoon.
- **Precipitation will become lighter but freezing rain and freezing drizzle will continue to cause significant impacts.**
- Next forecast update by early Mon morning.

Winter Storm Headlines



Forecast Confidence

Low

Medium

High



National Oceanic and
Atmospheric Administration
U.S. Department of Commerce

National Weather Service
Louisville, KY



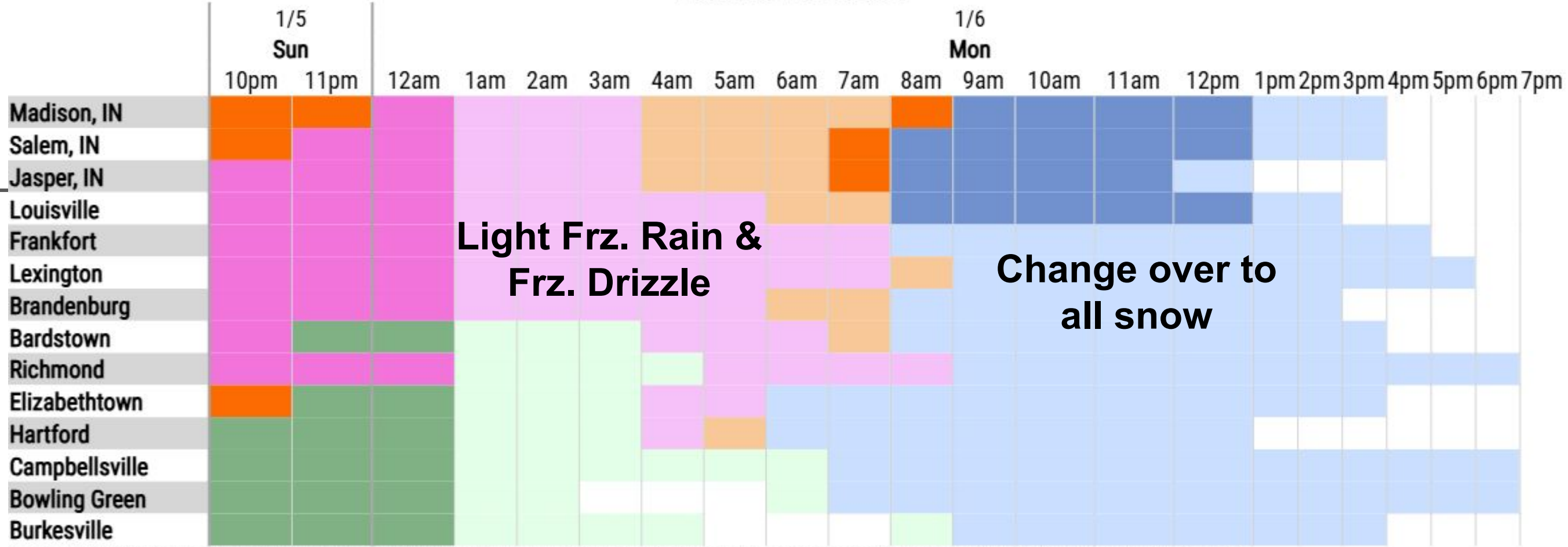
Wintry Precipitation Timing

January 5, 2025
10:45 PM

Late Tonight into Monday Afternoon

IN
KY

Weather Forecast



Light Frz. Rain &
Frz. Drizzle

Change over to
all snow

Created: 9 pm EST Sun 1/5/2025. Shows most impactful weather for the period beginning at the time shown. Weather symbols display where Probability of Precipitation ≥ 0%.

- Rain +

- Fz Rain +

- Wintry Mix +

- Snow +

Created: 9 pm EST Sun 1/5/2025 |
(Sorted geographically from North to South)



Additional Ice Accumulation Overnight

January 5, 2025
10:45 PM

From late tonight to when it changes back to all snow Monday morning

Key Messages

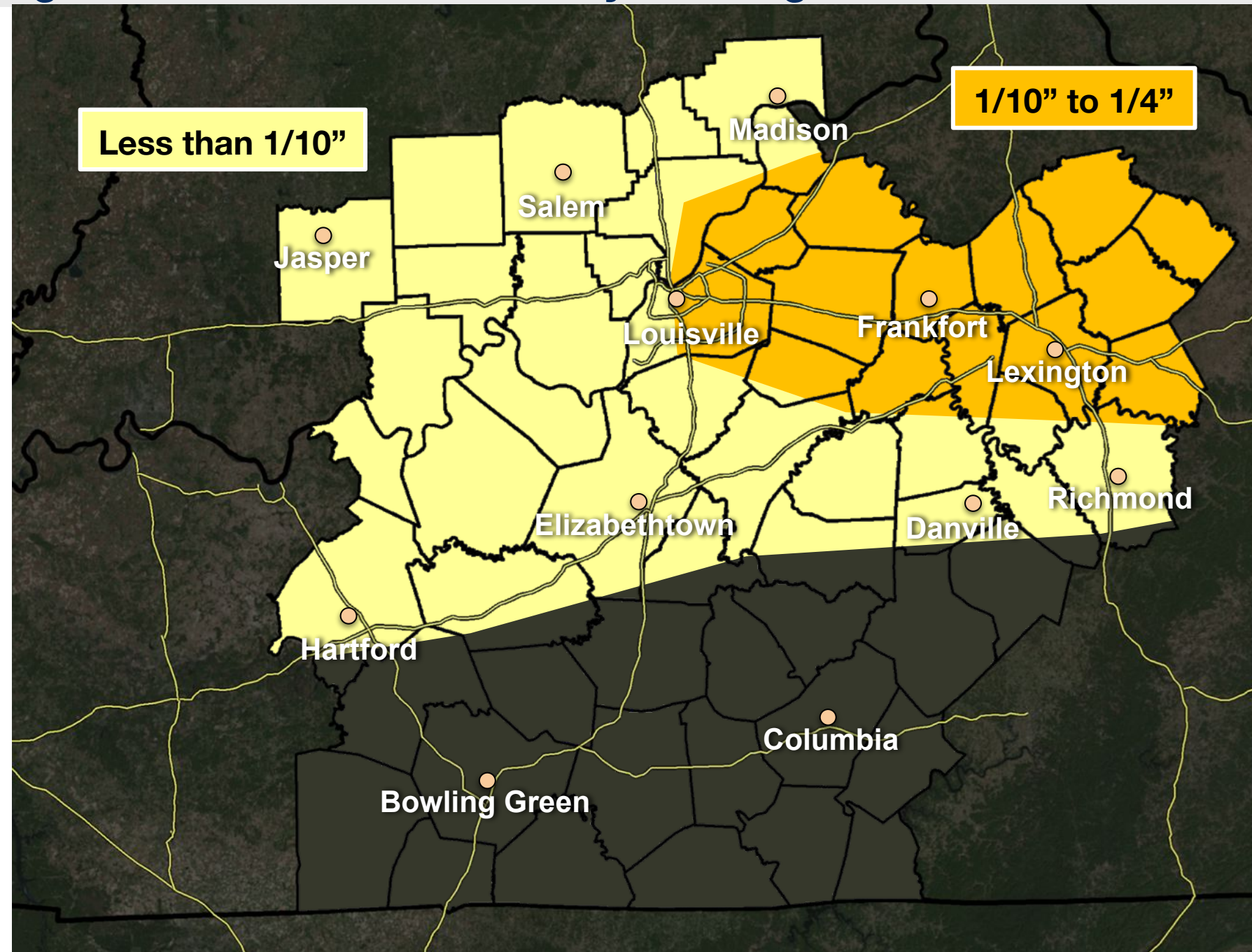
- Main surge of precipitation (wintry mix of frz. rain, sleet and snow) will be pushing into eastern KY late tonight.
- Additional ice will come from light freezing rain and freezing drizzle. With the highest amounts towards the Bluegrass region.
- Keep in mind, lighter precipitation can accumulate and coat more efficiently than heavier precipitation.
- Winds gusts of 20-25 mph could add additional strain to trees and power lines that have accumulated ice.

Confidence in Ice Accumulation

Low

Medium

High



National Oceanic and
Atmospheric Administration
U.S. Department of Commerce

National Weather Service
Louisville, KY



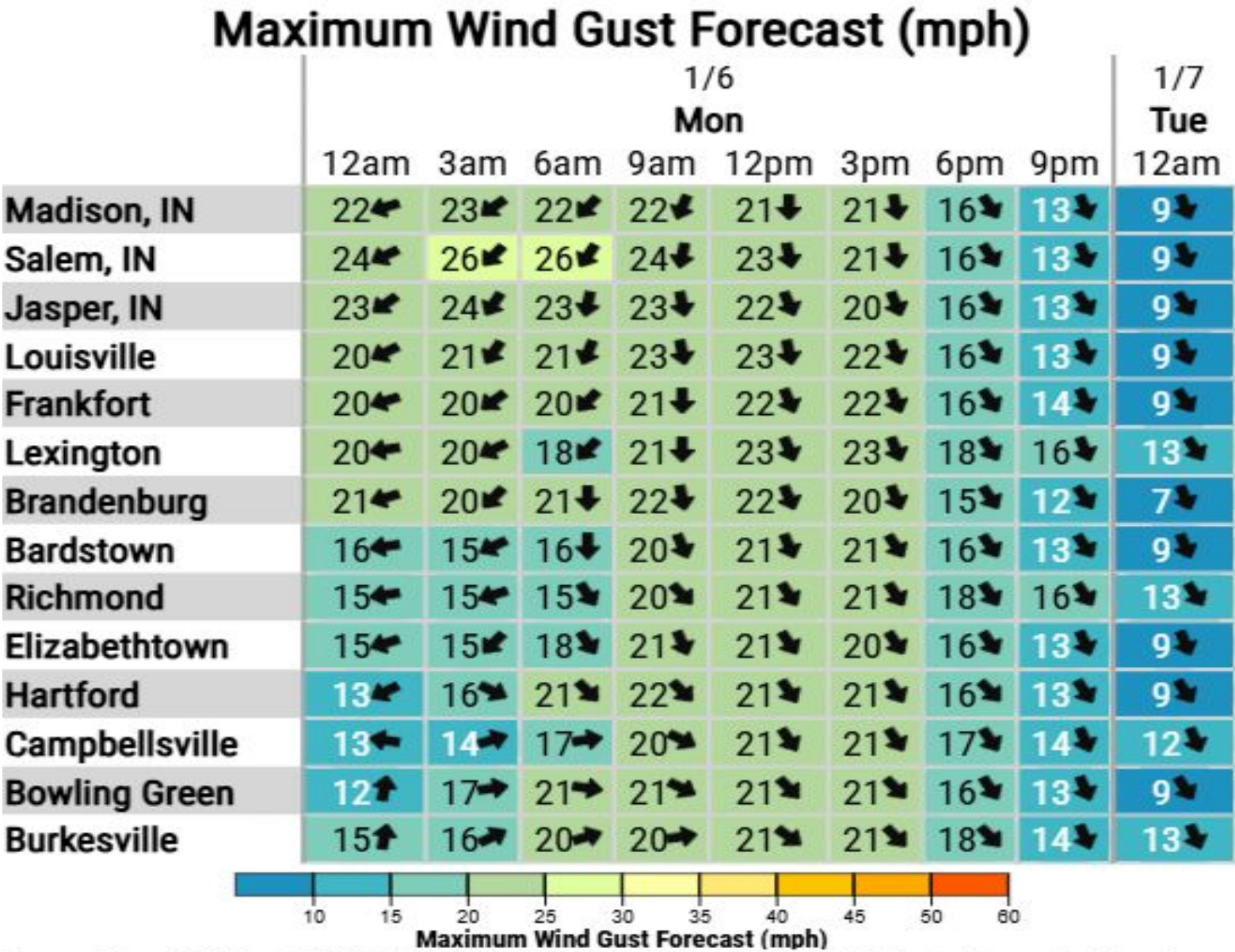
Wind Gusts During the Storm

January 5, 2025
10:45 PM

Gusts up to 30 mph Possible Tonight

Key Messages

- Wind gusts of 20 to 25 mph could add additional strain on to ice coated trees and power lines.
- Winds diminish Monday evening and overnight.



Created: 9 pm EST Sun 1/5/2025 | Values are maximums over the period beginning at the time shown.
(Sorted geographically from North to South)





Additional Snowfall Forecast into Monday

January 5, 2025
10:45 PM

Precipitation turns back to snow by Monday morning

Key Messages


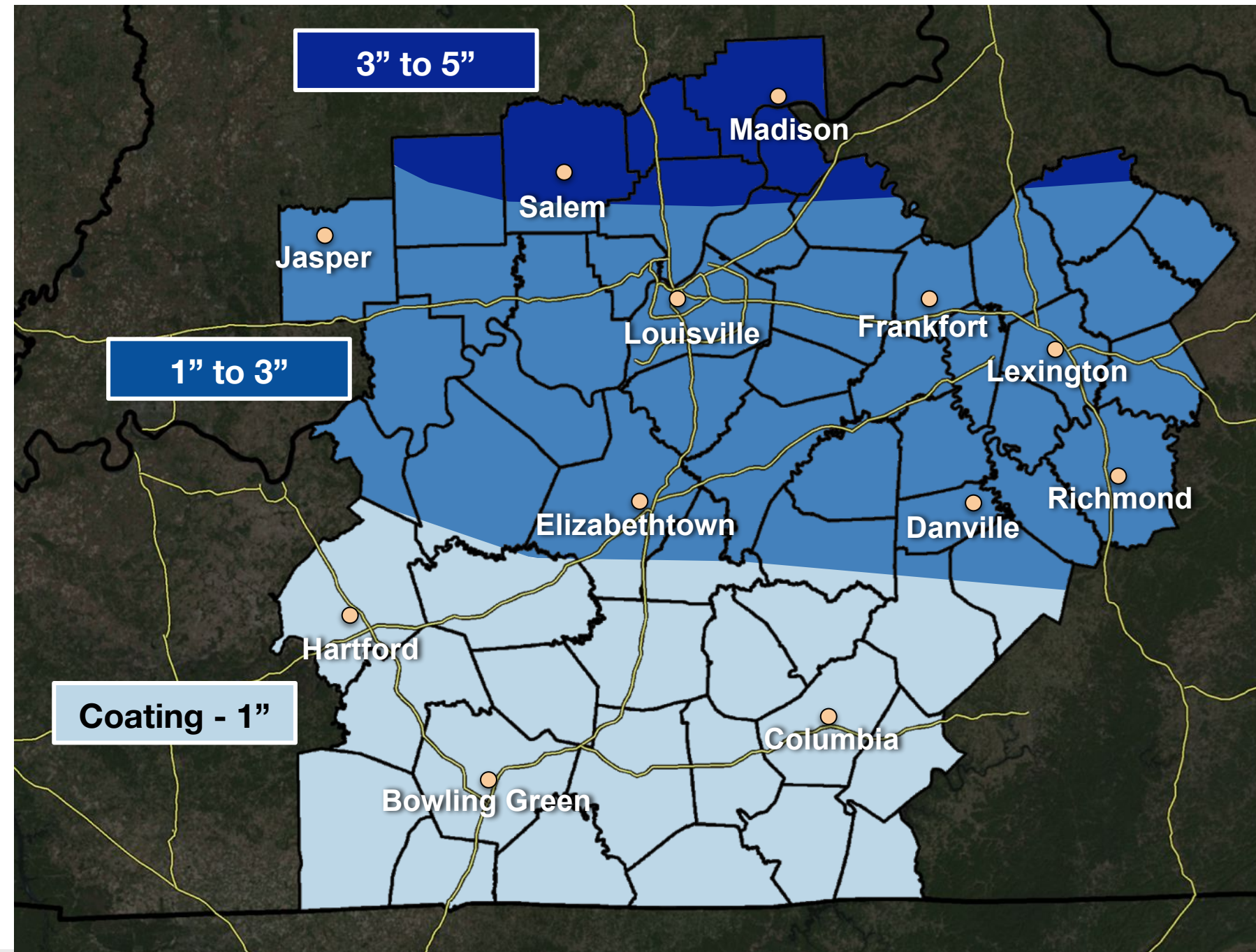
- Back edge of storm will drop a band of light snow across the area early Monday morning.
- An additional 1 to 3 inches is possible with locally higher amounts into parts of southern IN, and less than one inch into south central KY.
- The combination of colder air, ice from overnight and any untreated surfaces will remain slick and potentially hazardous.

Confidence in Snow Amounts

Low

Medium

High



National Oceanic and
Atmospheric Administration
U.S. Department of Commerce

National Weather Service
Louisville, KY



Very Cold After the Storm

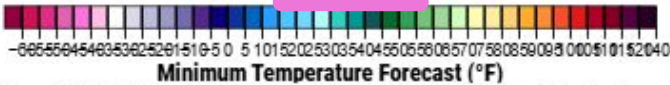
January 5, 2025
10:45 PM

Single Digit and Sub-Zero Temperatures Possible

Key Messages

- Temperatures will remain below freezing Monday night through Friday.
- Some locations in southern Indiana and north-central KY may drop slightly below zero Wednesday night, especially with snow on the ground.
- Thursday AM Wind Chills: 5 below to 10 above
- Cold temperatures will have significant impact on any locations without power after the storm. Exposed water pipes may need protection.

Minimum Temperature Forecast (°F)																											
	1/6 Mon			1/7 Tue				1/8 Wed				1/9 Thu				1/10 Fri				1/11 Sat				1/12 Sun			
	6am	12pm	6pm	12am	6am	12pm	6pm	12am	6am	12pm	6pm	12am	6am	12pm	6pm	12am	6am	12pm	6pm	12am	6am	12pm	6pm	12am	6am	12pm	
Madison, IN	23	25	22	15	13	24	21	13	12	20	10	3	1	18	13	12	14	25	25	22	21	28	21	17	17	25	
Salem, IN	23	24	21	14	13	24	18	11	10	18	9	2	0	17	14	13	14	24	24	20	20	25	20	17	17	25	
Jasper, IN	23	25	23	18	17	23	16	10	9	17	8	2	0	17	15	15	15	25	25	21	21	25	20	16	16	25	
Louisville	25	26	24	17	16	24	21	15	13	20	12	5	4	17	15	15	16	26	27	23	23	28	21	18	18	27	
Frankfort	25	25	24	17	16	24	21	16	14	20	13	4	3	18	14	14	14	26	27	24	23	28	21	18	18	28	
Lexington	24	24	24	17	15	21	20	18	16	19	13	5	4	16	15	15	15	24	27	24	23	26	21	18	18	25	
Brandenburg	24	26	23	16	15	26	20	13	11	19	9	3	1	19	15	15	15	26	26	22	21	28	21	17	17	27	
Bardstown	25	26	24	17	15	23	22	15	14	19	11	5	4	19	15	15	16	26	27	24	23	28	22	18	18	27	
Richmond	27	25	23	17	16	21	18	18	16	20	13	6	4	18	13	14	15	26	25	24	23	27	20	18	18	26	
Elizabethtown	25	25	24	17	16	23	21	15	14	18	12	6	4	19	17	17	18	26	27	24	23	27	22	18	18	27	
Hartford	25	26	25	20	19	25	20	14	13	20	12	7	6	22	18	18	19	28	27	23	23	28	21	19	19	29	
Campbellsville	26	26	23	18	17	24	21	18	16	21	13	8	7	21	18	17	18	28	27	24	24	28	22	19	19	28	
Bowling Green	31	30	26	23	22	28	23	19	18	23	16	13	12	25	22	22	22	30	29	27	26	30	24	21	21	31	
Burkesville	30	28	26	24	22	28	24	22	21	25	18	15	14	26	23	22	22	31	30	27	26	31	26	23	23	33	



Created: 9 pm EST Sun 1/5/2025 | Values are minimums over the period beginning at the time shown.
(Sorted geographically from North to South)