



# Drought Information Statement for Northern IN, Southern MI, Northwest OH

Valid September 5, 2024

Issued By: NWS Northern Indiana on September 9, 2024

Contact Information: [nws.northernindiana@noaa.gov](mailto:nws.northernindiana@noaa.gov) 574-834-1104

- This product will be updated October 7, 2024 or sooner if drought conditions change significantly.
- Please see all currently available products at <https://drought.gov/drought-information-statements>.
- Please visit <https://www.weather.gov/iwx/DroughtInformationStatement> for previous statements.
- Please visit <https://www.drought.gov/drought-status-updates> for regional drought status updates.

- Moderate Drought conditions are present in northwest Ohio, extending into northeast Indiana
- Elsewhere, abnormally dry conditions are present across much of the northern Indiana forecast area
- A primarily dry forecast may result in worsening drought conditions

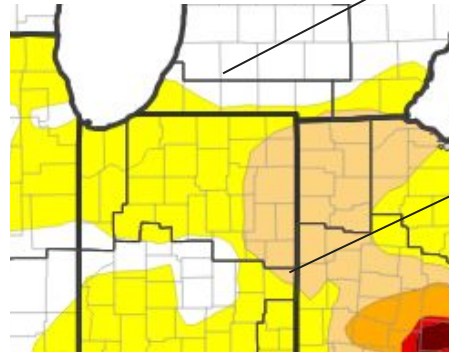




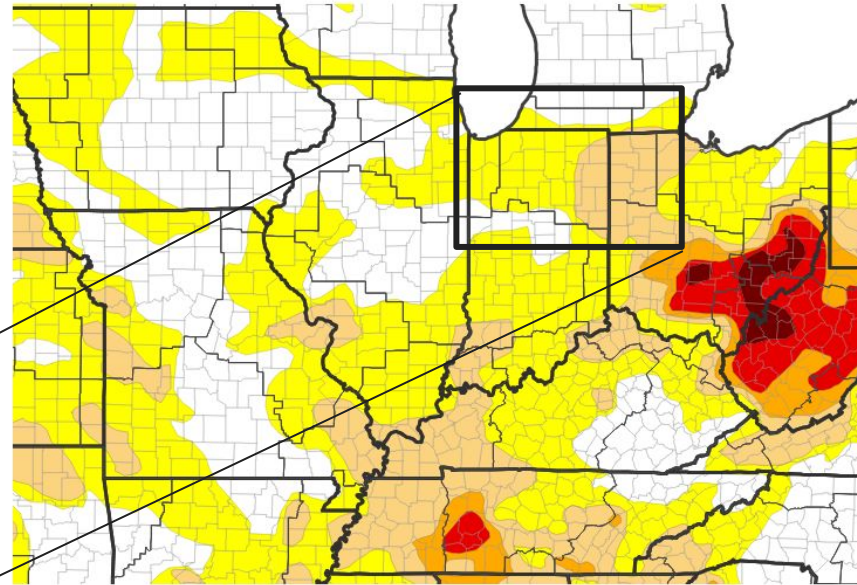
# U.S. Drought Monitor

Link to the [latest U.S. Drought Monitor](#) for northern Indiana, southern Michigan, and northwest Ohio

- Drought intensity and Extent
  - **D1 (Moderate Drought):**
    - Northwest Ohio
    - In Indiana: Adams, Allen, Blackford, DeKalb, eastern Huntington, Jay, eastern Noble, Wells, and eastern Whitley counties
  - **D0: (Abnormally Dry):** nearly all other counties (see inset, below)



U.S. Drought Monitor



U.S. Drought Monitor



Source(s): NDMC, NOAA, USDA; image courtesy of Drought.gov

Data Valid: 09/03/24

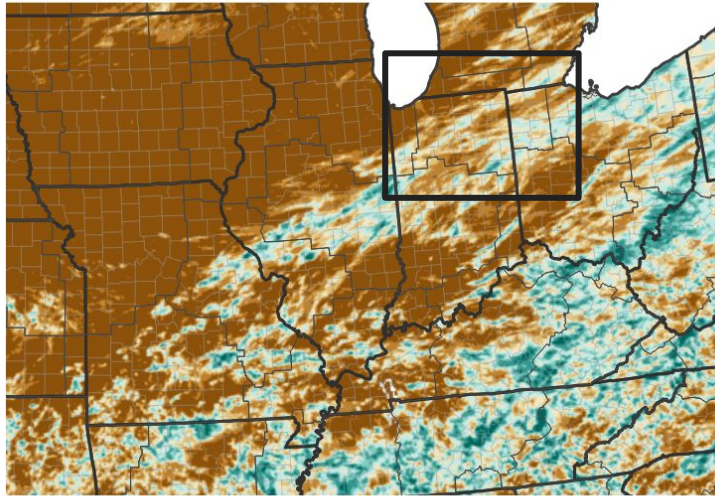




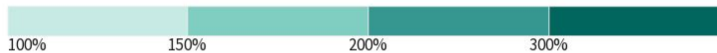
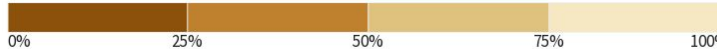
# Precipitation

- 7-day and 30-day precipitation is well below normal across our area
- Continued dry weather will worsen ongoing dryness

7-Day Percent of Normal Precipitation



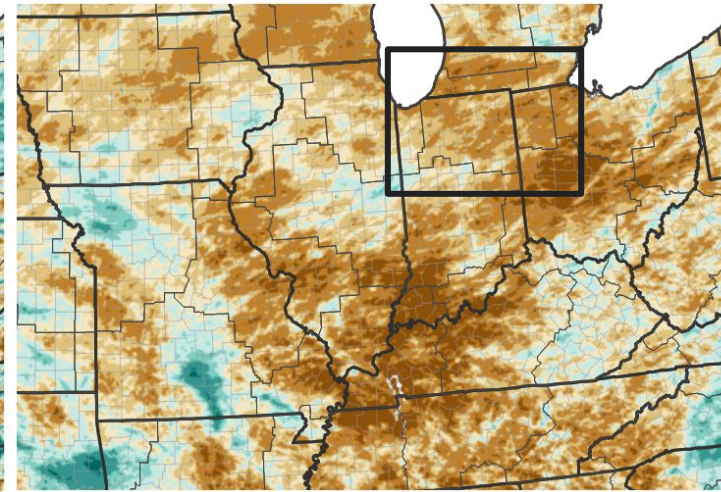
Percent of Normal Precipitation (%)



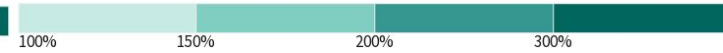
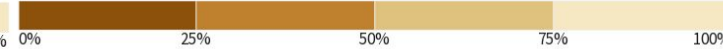
Source(s): National Weather Service Multi-Radar Multi-Sensor System; image courtesy of Drought.gov

Last Updated: 09/08/24

30-Day Percent of Normal Precipitation



Percent of Normal Precipitation (%)



Source(s): National Weather Service Multi-Radar Multi-Sensor System; image courtesy of Drought.gov

Last Updated: 09/08/24





# Summary of Impacts

Links: See/submit [Condition Monitoring Observer Reports \(CMOR\)](#) and view the [Drought Impacts Reporter](#)

## Hydrologic Impacts

- Low creek and stream levels are being reported by county Agriculture Extension offices.

## Agricultural Impacts

- The [weekly USDA Crop Weather report](#) for Indiana indicates that top soil moisture has decreased. Corn and soybean conditions have decreased. Less than half of pastures are in good to excellent conditions.
- Conditions are worse in Ohio, primarily in central and southern Ohio where corn and soybean conditions deteriorated from the previous week. Pasture growth has been limited, all according to the weekly [USDA Crop Weather report](#) for the state.

## Fire Hazard Impacts

- There are no known impacts at this time

## Other Impacts

- There are no known impacts at this time

## Mitigation Actions

- None reported

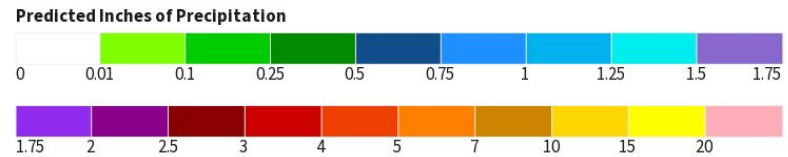
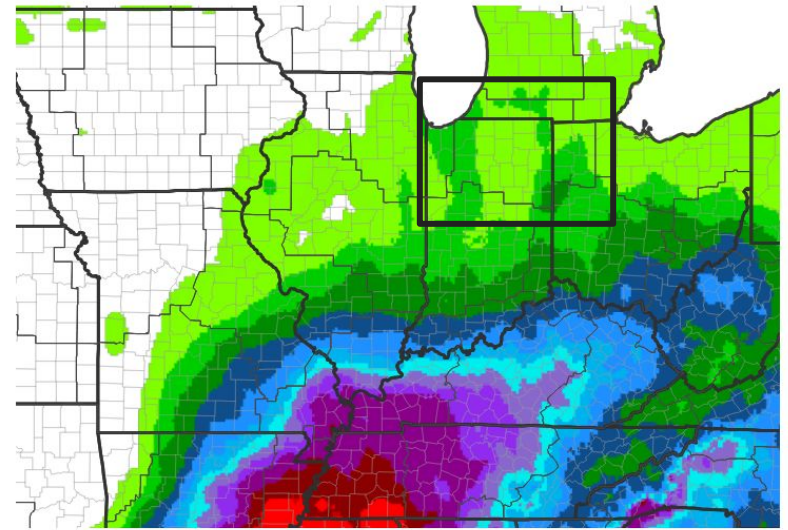




# Seven Day Precipitation Forecast

- Overall forecast rainfall is less than 0.50 inch.
- Remnants from tropical storm Francine may provide some rain late this week (20-30% chance).

7-Day Quantitative Precipitation Forecast for September 8, 2024-September 15, 2024



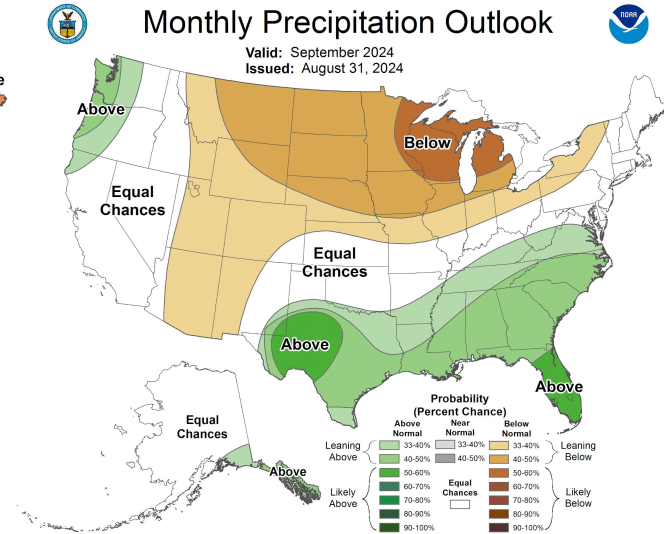
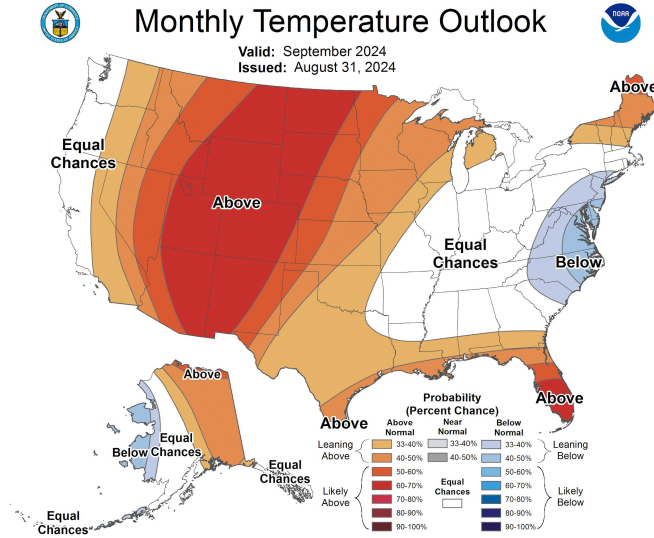
Source(s): National Weather Service Weather Prediction Center; image courtesy of Drought.gov Last Updated: 09/08/24



# Long-Range Outlooks

The latest monthly and seasonal outlooks can be found on the [CPC homepage](#)

- Through September, **below-normal precipitation** is favored. This will worsen ongoing dryness.
- There are **equal chances** for above or below normal temperatures. Thus, there is no clear signal to push the forecast one way or the other.



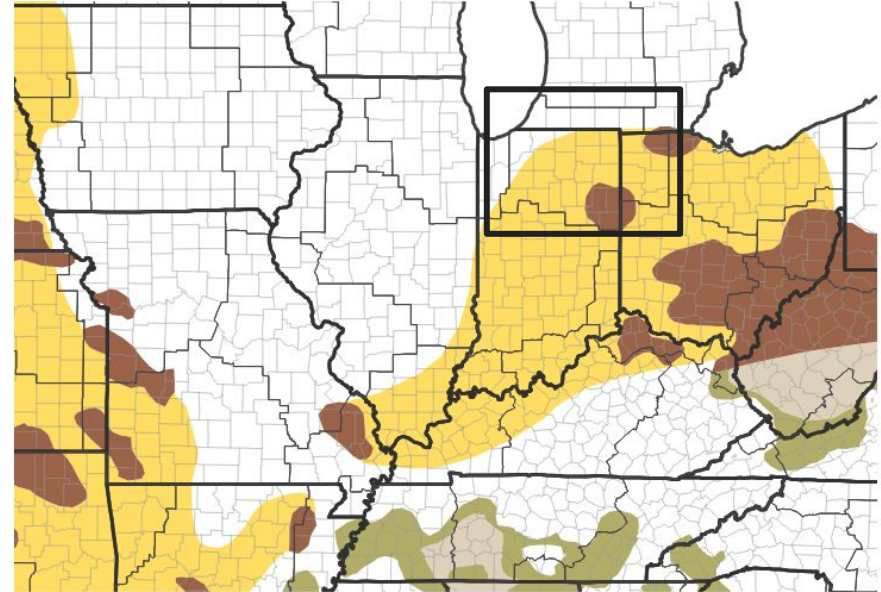


# Drought Outlook

The latest monthly and seasonal outlooks can be found on the [CPC homepage](#)

- Drought conditions are favored to develop or worsen over much of the forecast area

## Seasonal (3-Month) Drought Outlook for August 31, 2024–November 30, 2024



### Drought Is Predicted To...



Source(s): Climate Prediction Center; image courtesy of Drought.gov

Last Updated: 08/31/24

Links to the latest:

[Climate Prediction Center Monthly Drought Outlook](#)

[Climate Prediction Center Seasonal Drought Outlook](#)

