

WHAT'S
A

tsunami?

Words to Know

Tsunamis: A series of waves of extremely long length and time period, usually caused by shallow undersea earthquakes. In the deep ocean, they can travel at speeds of more than 500 mph. Other causes of tsunamis include volcanic: eruptions, submarine landslides, and coastal rock falls. Tsunamis are not tidal waves.

Tsunami Warning: A Tsunami Warning is issued by the National Weather Service over the radio and TV. A Tsunami Warning is issued for a locality when significant widespread flooding is certain or expected.


Tsunami Advisory: A Tsunami Advisory is issued when a tsunami may have generated strong currents or waves dangerous to those in or near the water.

Tsunami Watch: A Tsunami Watch is issued to alert the public: that a tsunami may later impact the watch area. Listen to the radio or TV for updates.

Earthquake: Shaking created in the earth's crust by land movement.

Inland: Away from the coast.

Evacuate: To leave a place in a quick and organized way.



A tsunami is a

SERIES


of traveling waves.



When an earthquake knocks you
off your feet, don't wait!

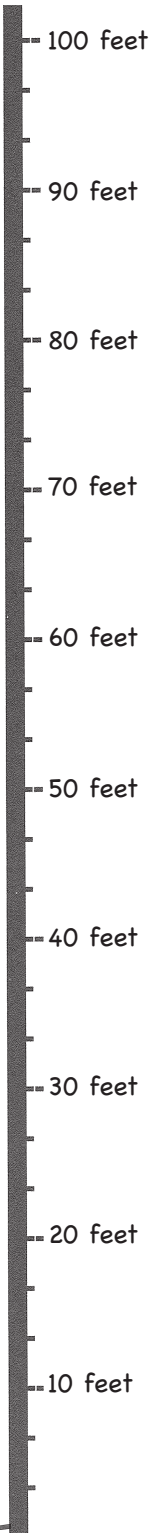

**Drop, Cover,
and Hold on!**

After the shaking stops, quickly
get to higher ground because a
tsunami may be coming.




**Tsunamis can be small
or as tall as**

100 feet or more.





**During a tsunami,
water can rise up higher
than a coconut tree.**

**In a local tsunami,
if you can't get to high ground,
go to the 4th floor or higher
of a concrete building.**



**Follow the Tsunami
Evacuation Route signs
to a safe area.**

**What
should
I do?**




**When you feel an earthquake,
and the ocean level rises or falls rapidly,
don't wait for a warning.**

**GET AWAY FROM
THE BEACH!**

**The first wave
may not be the**

BIGGEST.




Tsunamis can happen within

MINUTES

of an earthquake and without

WARNING.



BE PREPARED!

Know where to go to be safe from a tsunami.



NOW IS THE TIME TO PREPARE

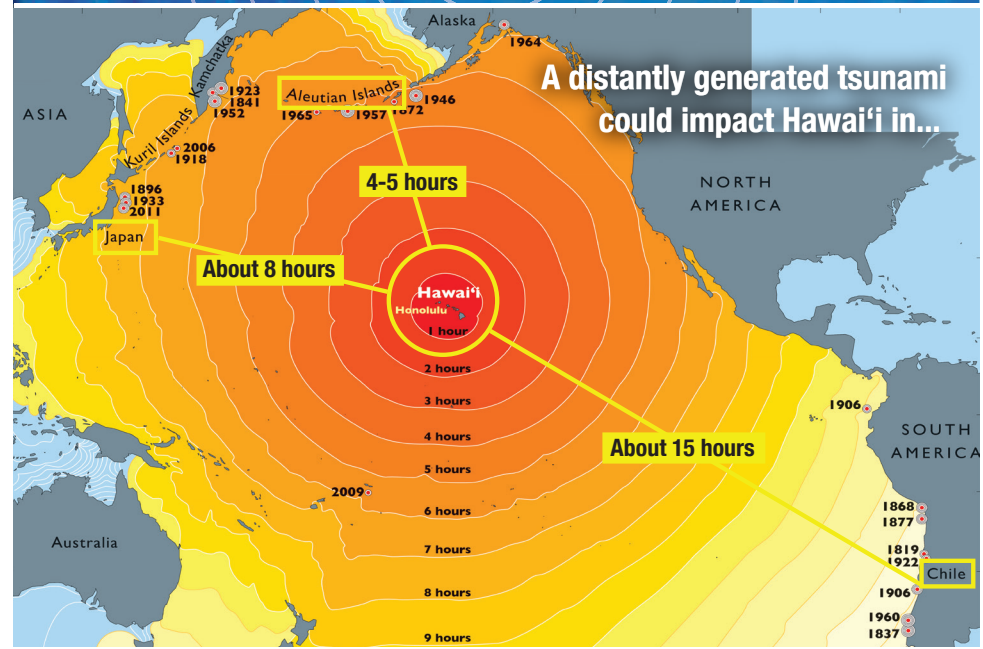
It is not a matter of *if*, but when, the next tsunami will strike.

A tsunami generated from the coast of Hawai'i Island could impact...

- Kaua'i in 35-40 minutes
- O'ahu in 25-30 minutes
- Maui in under 15 minutes
- Hawai'i Island in 5 minutes or less!

DID YOU KNOW? ►
Tsunamis can strike year-round and during any time of the day or night.

FAST FACT ►
It is impossible to predict a tsunami, and there may be very little warning.







PACIFIC TSUNAMI MUSEUM

Through education and awareness no one should ever again die due to a tsunami.

130 Kamehameha Avenue
Hilo, Hawai'i
(808) 935-0926
www.tsunami.org

FREE CHILD'S ADMISSION

with purchase of one adult admission ticket

Not redeemable for cash



LOCAL TSUNAMI WORD PUZZLE

IF YOU ARE ON THE BEACH AND FEEL A STRONG EARTHQUAKE WHAT SHOULD YOU DO?

1.

1 2 3 4 5 3 6 7 2 8 9 1 10 3 11 1 3 9

2.

12 3 13 3 10 14 12 10 12 2 3 15 9 1

Instructions:

Fill in the blanks to discover the safety rule. Use the numbers to find the letters. Start with the questions below!

- We all should be _____ for a big earthquake and tsunami.
- Tsunamis can strike any time of the day and _____.
- Familiarize yourself with the _____ zones.
- To be prepared, we should have a family _____.
- Tsunami evacuation maps can be found at the front of the _____ book.

4 2 7 4 8 2 7 1

9 14 12 10 13

7 6 8 5 15 8 13 14 3 9

4 11 8 9


4 10 3 9 7

TSUNAMI WORD SEARCH

CIRCLE THE WORDS BELOW!


- DAMAGE
- EARTHQUAKE
- EMERGENCY
- EVACUATE
- FLOODING
- SIREN
- TSUNAMI
- WARNING
- WAVE
- ALLCLEAR

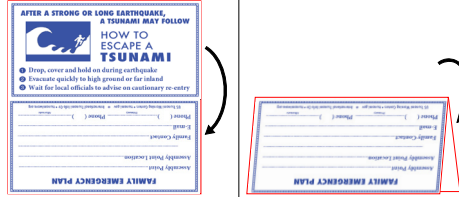
P	U	E	O	U	N	D	J	A	Z	A	D
N	E	M	T	S	U	N	A	M	I	A	C
L	V	E	V	W	S	N	Y	D	M	O	E
D	A	R	Q	F	L	O	O	D	I	N	G
A	C	G	Y	G	I	A	F	W	M	H	R
M	U	E	D	C	S	I	R	E	N	V	U
A	A	N	F	W	A	V	E	L	R	F	N
G	T	C	H	A	W	A	R	N	I	N	G
E	E	Y	J	D	R	D	G	E	K	W	L
X	E	A	R	T	H	Q	U	A	K	E	I
L	J	N	R	C	M	A	X	H	O	K	X
S	A	L	L	C	L	E	A	R	V	O	K



FAMILY EMERGENCY PLAN CARD

Instructions:

1. Cut along red solid line. 
2. Fold in half on the dashed line.
3. Fill in the information and keep the card in your wallet.



AFTER A STRONG OR LONG EARTHQUAKE, A TSUNAMI MAY FOLLOW



HOW TO ESCAPE A TSUNAMI

- 1 Drop, cover and hold on during earthquake
- 2 Evacuate quickly to high ground or far inland
- 3 Wait for local officials to advise on cautionary re-entry

US Tsunami Warning Centers • tsunamf.gov * International Tsunami Info Ctr • tsunamifve.org

Assembly Point.....

Assembly Point Location.....

Family Contact.....

E-mail.....

Phone () ().....

Primary Phone () ().....

Alternate Phone () ().....

FAMILY EMERGENCY PLAN

When seconds count,
TsunamiReady™
 communities are prepared.



TO LEARN MORE
 For kids tsunami info, visit hawaiitsunamikids.org



NOAA ITIC
hawaiitsunami.org



HI-EMA
ready.hawaii.gov




PTM
tsunami.org




Hawai'i County Civil Defense Agency
hawaiicounty.gov/civil-defense

Sign-up for Hawai'i County Alerts & Notifications
hawaii-county-civil-defense-agency-hawaiicountygis.hub.arcgis.com



Apple App
 Download



Google Play App
 Download