



NWS Houston, Texas April 2024 Regional Climate Summary

Produced by Josh Lichter & Jimmy Fowler



...Above normal temperatures continue with extreme rainfall at the end of the month...

The main story for this past April occurred only within the last few days of the month as a numerous rounds of heavy to extreme rainfall fell over parts of the region. The heaviest rainfall occurred in the Piney Woods region where over 30" of rain fell leading to flash flooding and Major river flooding. This was just the start of the wet weather, as continued extreme rainfall continued into May. Again above normal temperatures were seen over the area. Another notable event for the month was the total solar eclipse that occur over a swath of the US on April 8th.

Table of Contents

| Page Number | Page Title |
|-------------|------------------------------|
| 1 | Cover |
| 2 | Table of Contents |
| 3 | By the Numbers |
| 4 | Precipitation Summary |
| 5 | Precipitation Graph |
| 6 | Precipitation Imagery |
| 7 | Temperature Summary |
| 8 – 9 | Temperature Charts |
| 10 – 14 | Daily Record Reports |
| 15 | Drought Monitor |
| 16 | Next Month Outlook |
| 17 | ENSO Review |
| 18 | Climate Primary Site History |



By the Numbers: April 2024

| Location (records started) | Average Temp | Ranking | Total Rainfall | Ranking |
|--|-----------------|--------------------------|----------------|--------------------------|
| City of Houston, TX (1888) | 72.8°F | 13 nd Warmest | 4.23" | 43 rd Wettest |
| Houston Hobby, TX (1930) | 73.8°F | 6 th Warmest | 3.38" | 33 rd Wettest |
| City of Galveston, TX (1871) | 72.6°F | 13 th Warmest | 2.03" | 71 st Driest |
| City of College Station, TX (1882) | 72.0°F | 11 th Warmest | 9.33" | 3 rd Wettest |
| Palacios, TX (1943) | 73.0°F | 13 th Warmest | 1.39" | 25 th Driest |
| Huntsville, TX (1997) | 71.2°F | 6 th Warmest | 11.57" | Wettest on Record |
| Sugar Land, TX (2000) | 73.0°F | 5 th Warmest | 2.21" | 11 th Driest |
| Conroe, TX (1997) | 70.4°F | 7 th Warmest | 5.22" | 4 th Wettest |
| Clover Field (Pearland), TX (1997) | 72.6°F | 8 th Warmest | 3.06" | 12 th Wettest |
| David Wayne Hooks (Tomball), TX (1998) | 72.6°F | 5 th Warmest | 4.87" | 5 th Wettest |
| Angleton, TX (1998) | 71.7°F | 8 th Warmest | 2.03" | 13 th Wettest |
| League City, TX (1990) | 71.6°F | 8 th Warmest | 3.34" | 16 th Wettest |

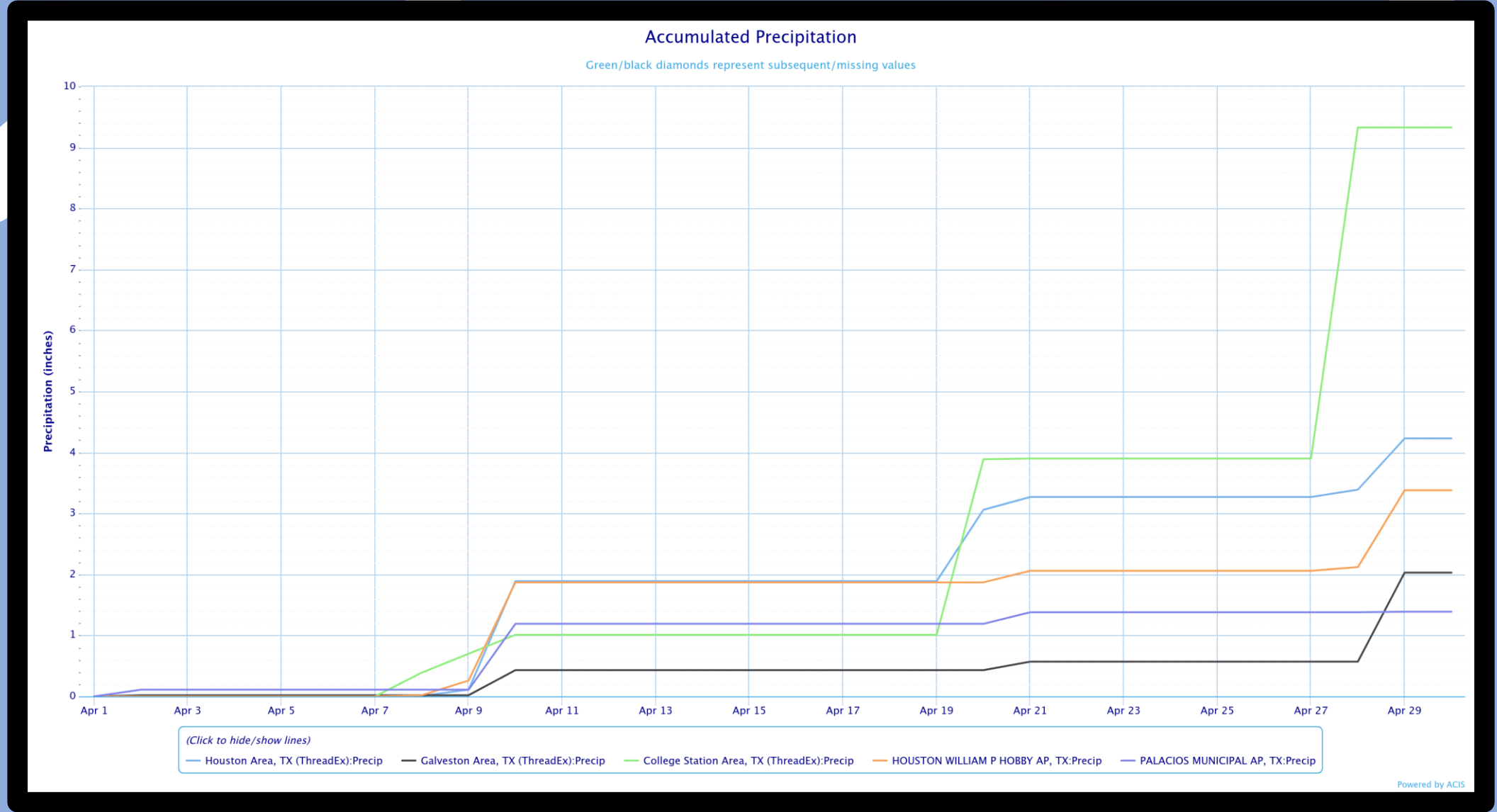


Precipitation

| Location | Total Precipitation (in.) | Departure from Normal (in.) | Number of Thunder Days | Maximum Daily Precipitation (in./date) | |
|-----------------------|---------------------------|-----------------------------|------------------------|--|------------------|
| Galveston (GLS) | 2.03 | -0.03 | 5 | 1.46 | 29 th |
| Houston Hobby (HOU) | 3.38 | -0.70 | 5 | 1.16 | 10 th |
| City of Houston (IAH) | 4.23 | +0.28 | 5 | 1.78 | 10 th |
| College Station (CLL) | 9.33 | +6.46 | 9 | 5.43 | 28 th |
| Palacios (PSX) | 1.39 | -1.28 | 2 | 1.08 | 10 th |



Precipitation Accumulation Graph



City of Houston

City of Galveston

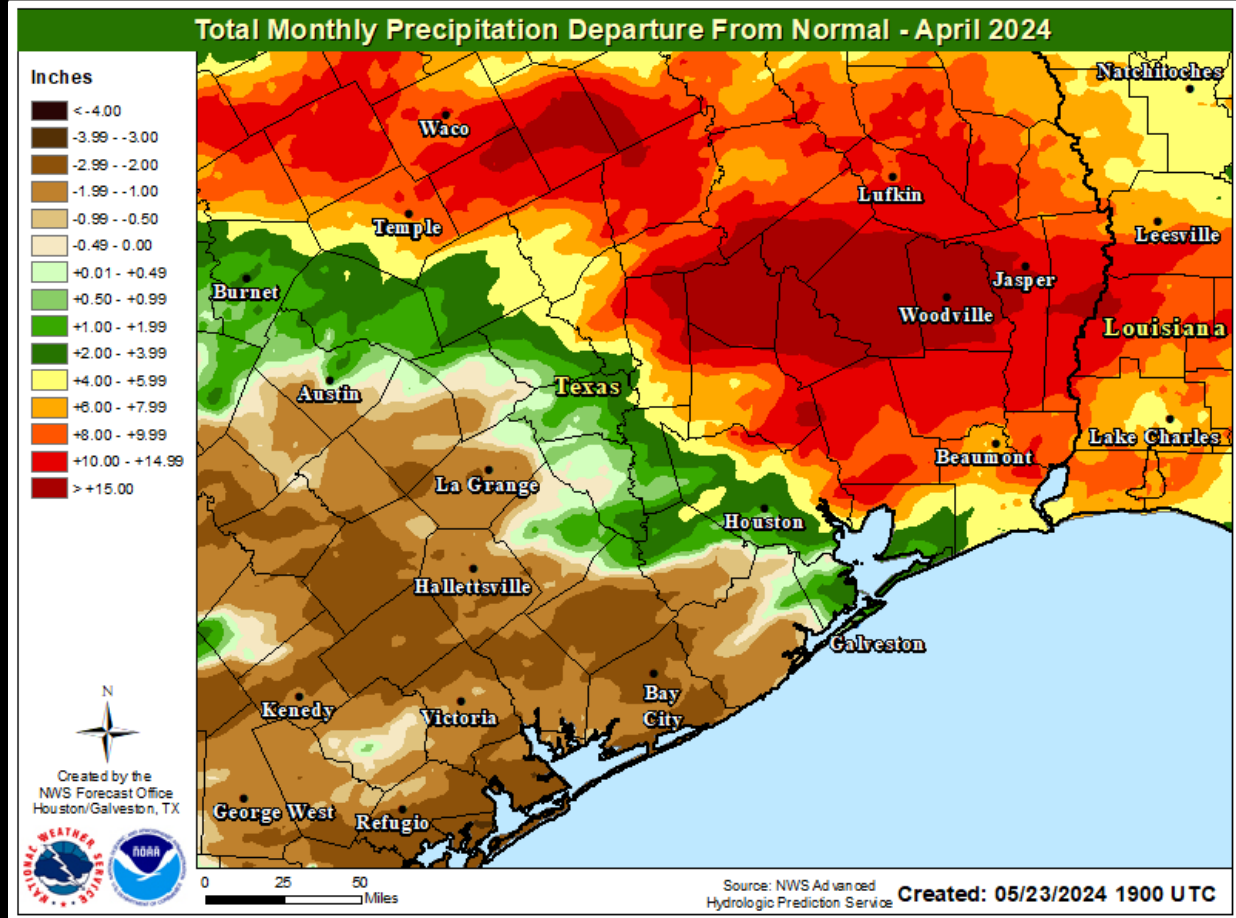
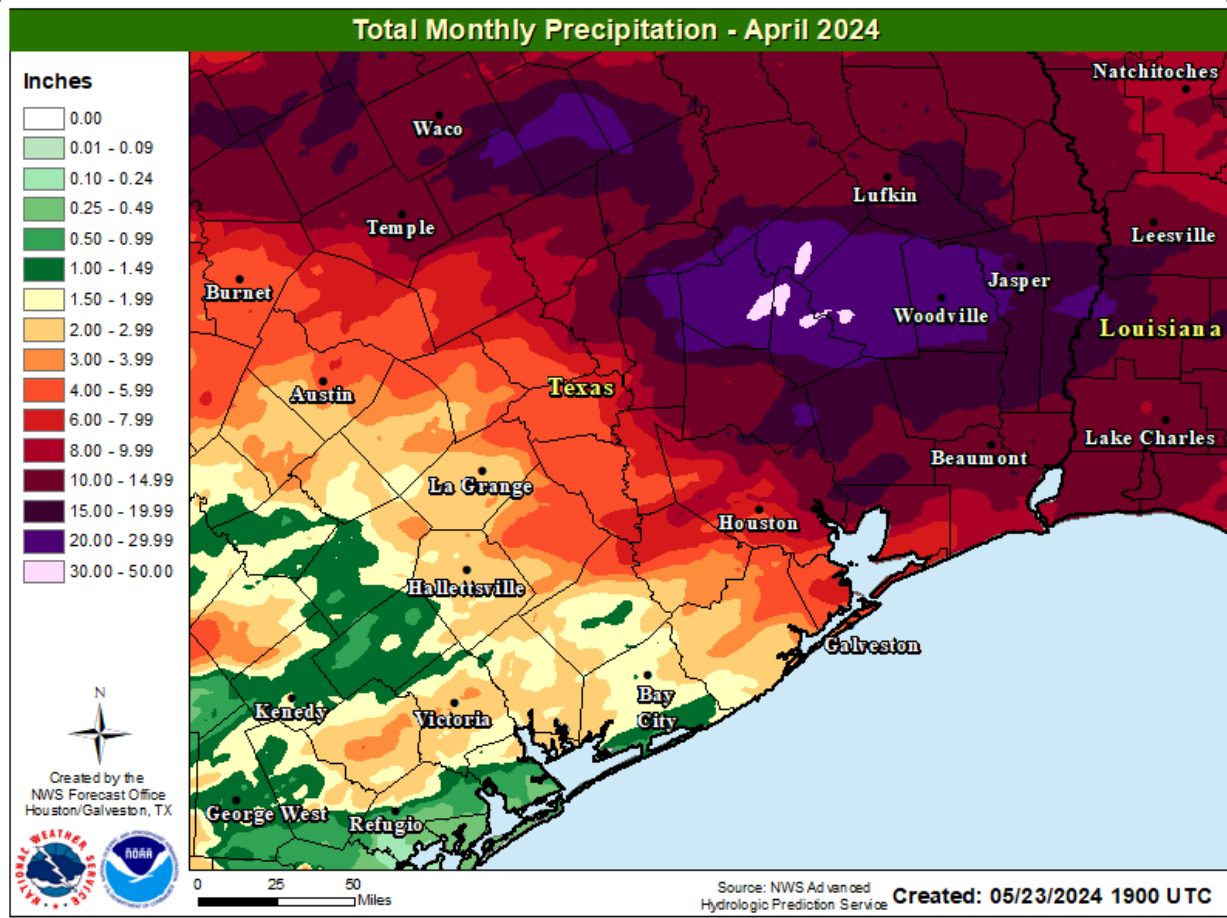
City of College Station

Houston-Hobby

Palacios



Precipitation Maps

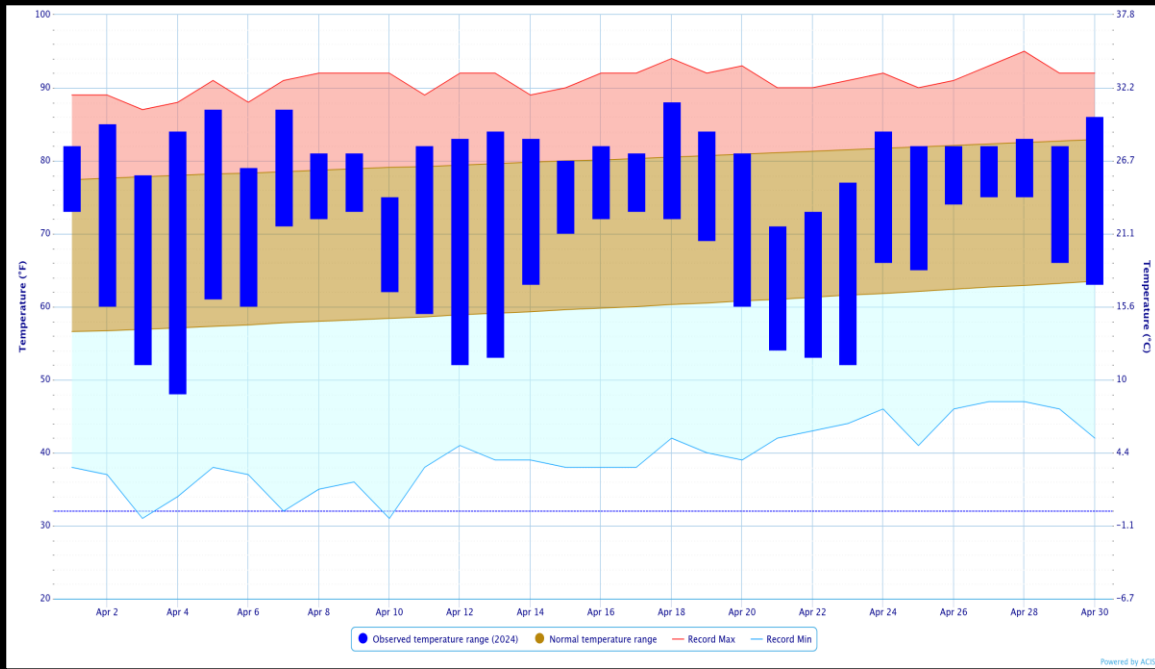


Temperature

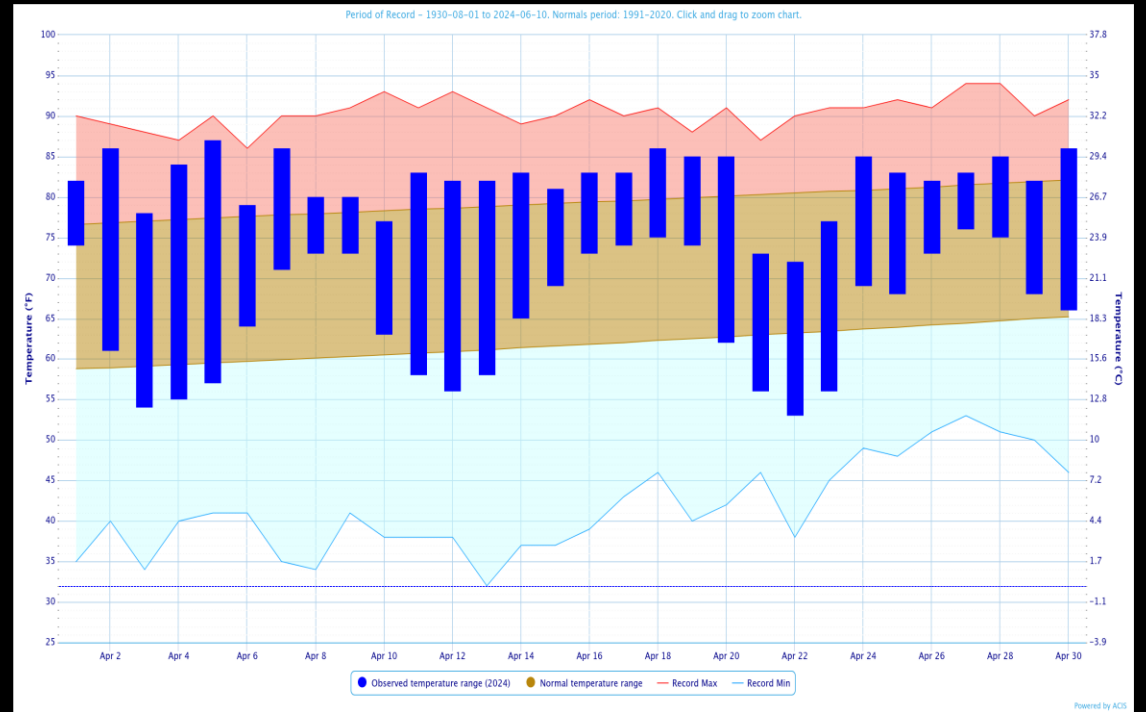
| Location | Average High Temp (F) | Average Low Temp (F) | Average Temp (F) | Departure From Normal Average (F) | Maximum Temperature (F) | Minimum Temperature (F) |
|-----------------------|-----------------------|----------------------|------------------|-----------------------------------|----------------------------|----------------------------|
| Galveston (GLS) | 77.9 | 67.2 | 72.6 | +1.1 | 83 on the 2 nd | 57 on the 3 rd |
| Houston Hobby (HOU) | 82.0 | 65.6 | 73.8 | +3.3 | 87 on the 5 th | 53 on the 22 nd |
| City of Houston (IAH) | 81.6 | 63.9 | 72.8 | +2.8 | 88 on the 18 th | 48 on the 4 th |
| College Station (CLL) | 81.4 | 62.6 | 72.0 | +3.3 | 89 on the 18 th | 45 on the 3 rd |
| Palacios (PSX) | 79.9 | 66.1 | 73.0 | +1.6 | 86 on the 29 th | 50 on the 3 rd |

Temperature Charts

City of Houston

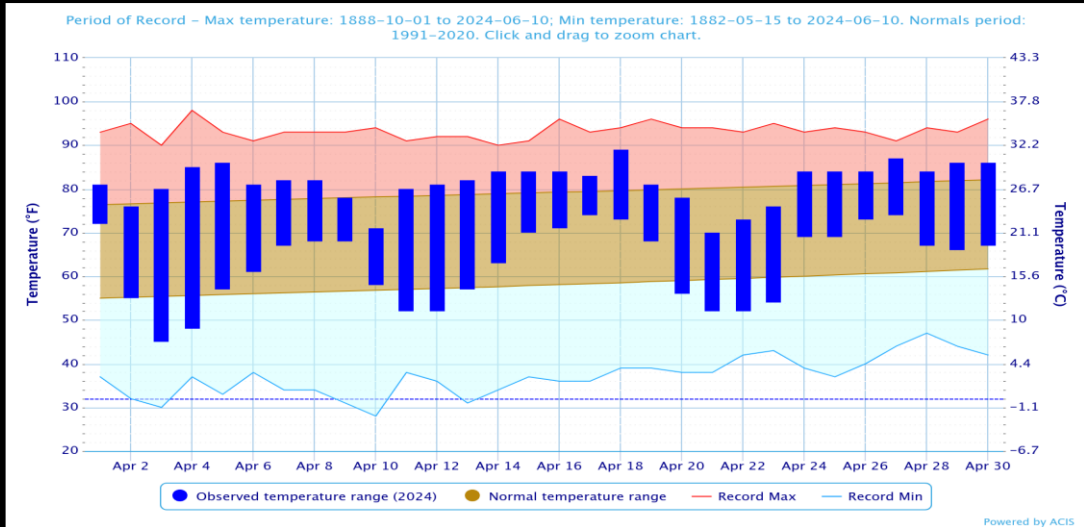


Houston-Hobby

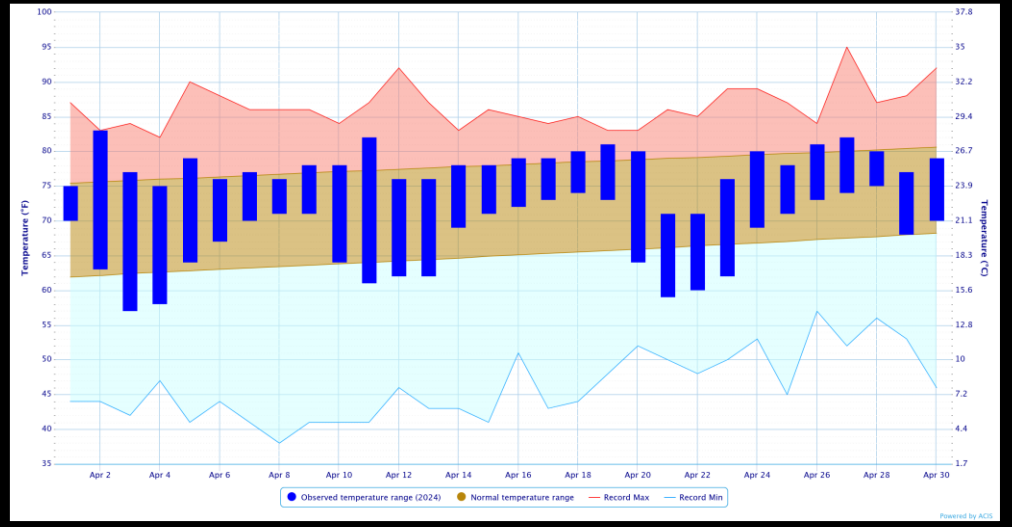


Temperature Charts

City of College Station


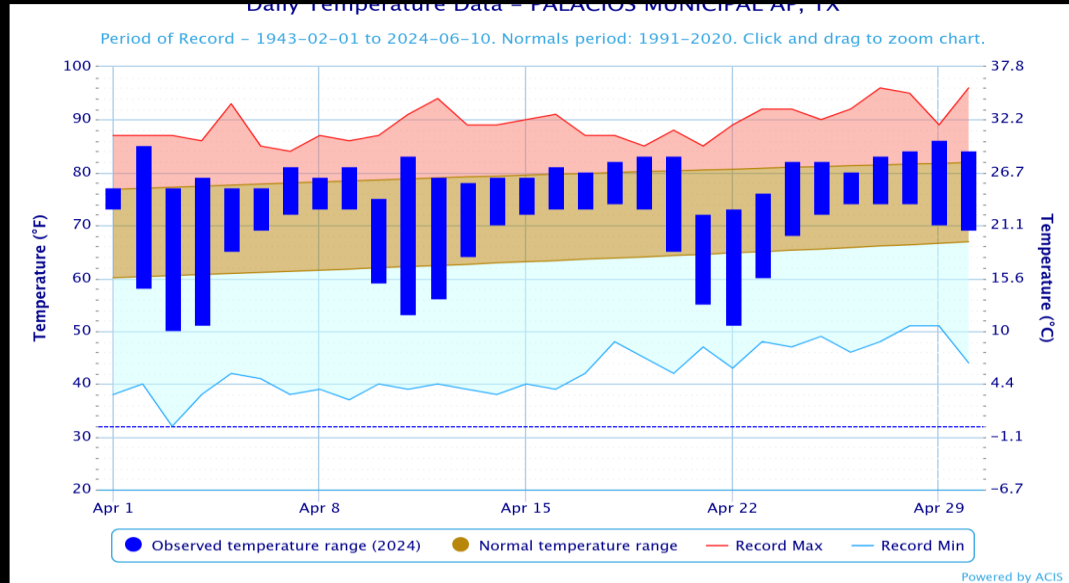


City of Galveston



Palacios

Daily Temperature Data - PALACIOS MUNICIPAL AP, TX



Daily Record Reports – City of College Station

| Date | Record Type | New Record | Previous Record |
|------------------|--------------|------------|-----------------|
| 1 st | High Minimum | 72°F | 71°F in 2006 |
| 17 th | High Minimum | 74°F | 74°F in 1922 |
| 18 th | High Minimum | 73°F | 71°F in 2011 |
| 20 th | Precip | 2.88" | 2.40" in 1915 |
| 26 th | High Minimum | 73°F | 73°F in 2016 |
| 28 th | Precip | 5.43" | 2.12" in 1957 |

There were 6 daily records set at College Station this month.



High Max

Low Max

Precip

Snow

High Min

Low Min



Key

Daily Record Reports – City of Houston

| Date | Record Type | New Record | Previous Record |
|-----------------|--------------|------------|-----------------|
| 1 st | High Minimum | 73°F | 72°F in 2006 |
| 9 th | High Minimum | 73°F | 72°F in 2021 |

There were 2 daily records set at Houston this month.



Key

High Max

Low Max

Precip

Snow

High Min

Low Min

Daily Record Reports – Houston-Hobby

| Date | Record Type | New Record | Previous Record |
|------------------|--------------|------------|-----------------|
| 1 st | High Minimum | 74°F | 72°F in 2008 |
| 8 th | High Minimum | 73°F | 73°F in 2020 |
| 9 th | High Minimum | 73°F | 73°F in 2021 |
| 10 th | Precip | 1.61" | 0.90" in 1975 |
| 17 th | High Minimum | 74°F | 72°F in 2016 |
| 18 th | High Minimum | 75°F | 73°F in 1970 |
| 19 th | High Minimum | 74°F | 73°F in 1995 |

There were 7 daily records set at Houston-Hobby this month.



High Max

Low Max

Precip

Snow

High Min

Low Min



Key

Daily Record Reports – City of Galveston

| Date | Record Type | New Record | Previous Record |
|-----------------|--------------|------------|-----------------|
| 2 nd | High Maximum | 83°F | 80°F in 2023 |

There was 1 daily record set at Galveston this month.



Key

High Max

Low Max

Precip

Snow

High Min

Low Min

Daily Record Reports – Palacios

| Date | Record Type | New Record | Previous Record |
|------------------|--------------|------------|-----------------|
| 1 st | High Minimum | 73°F | 73°F in 2006 |
| 7 th | High Minimum | 72°F | 72°F in 2020 |
| 18 th | High Minimum | 74°F | 71°F in 2002 |

There were 3 daily records set at Palacios this month.



High Max

Low Max

Precip

Key

Snow

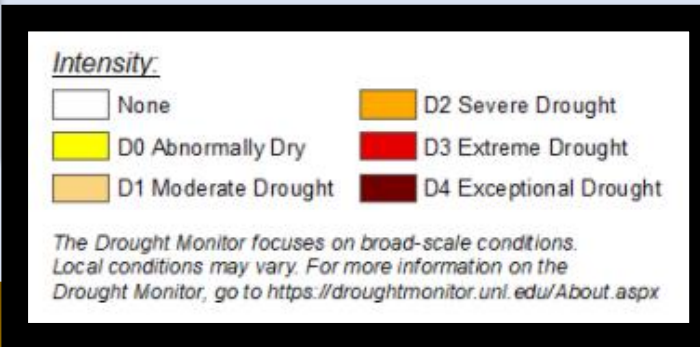
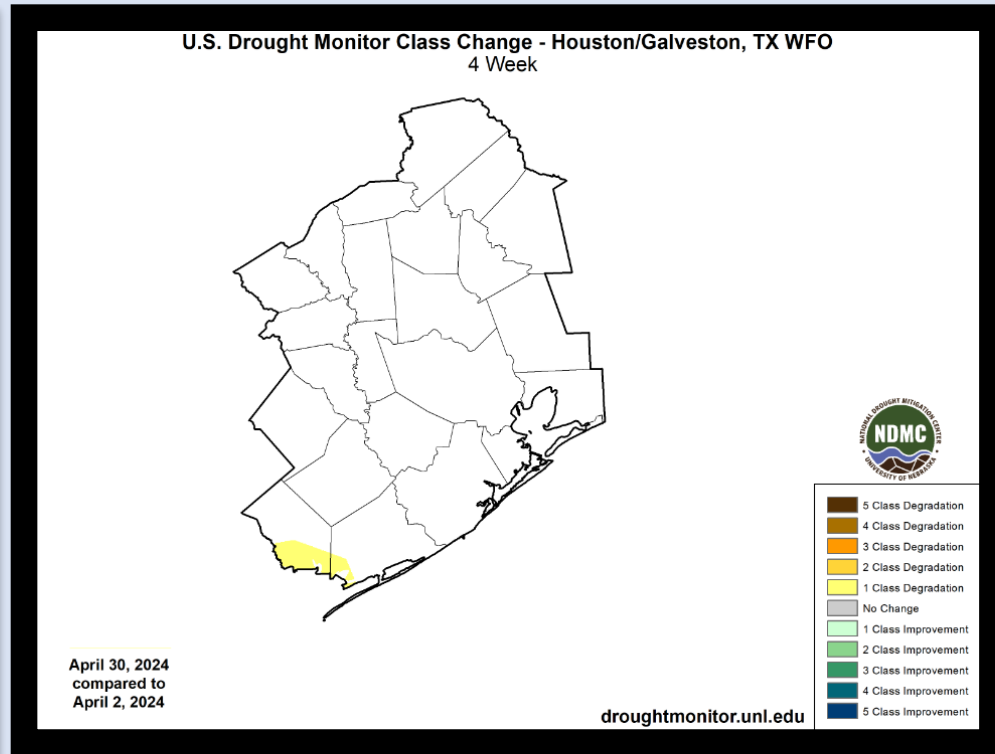
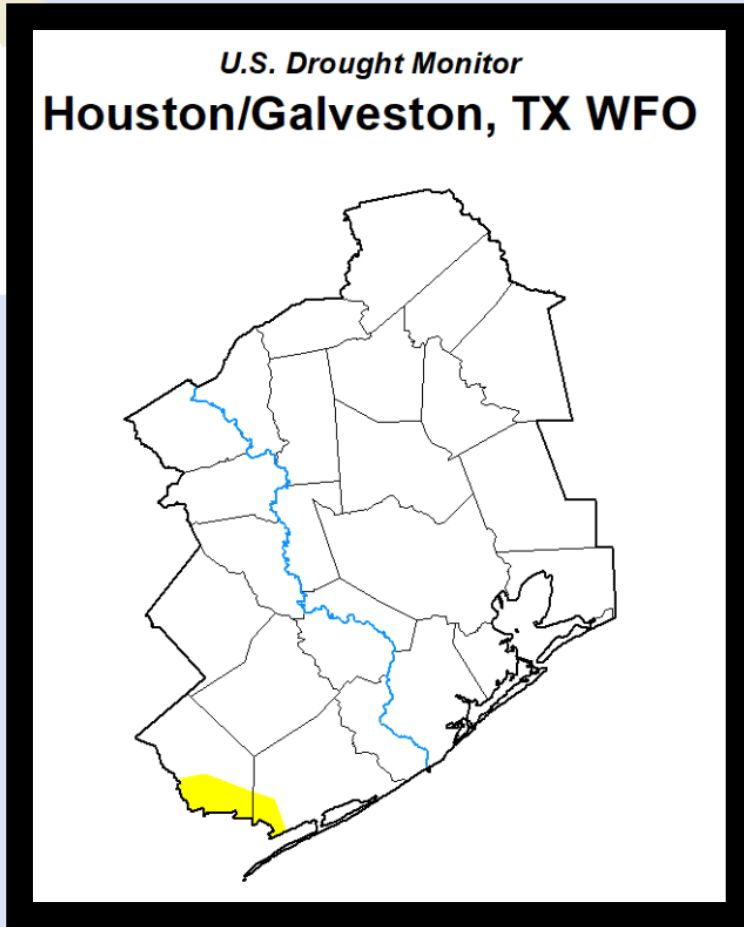
High Min

Low Min



Drought Monitor

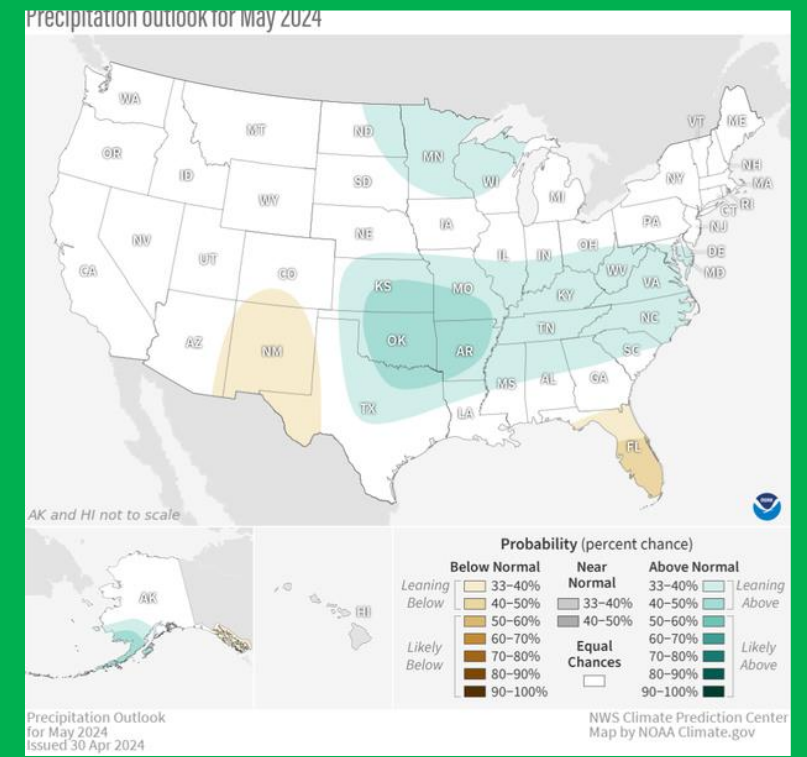
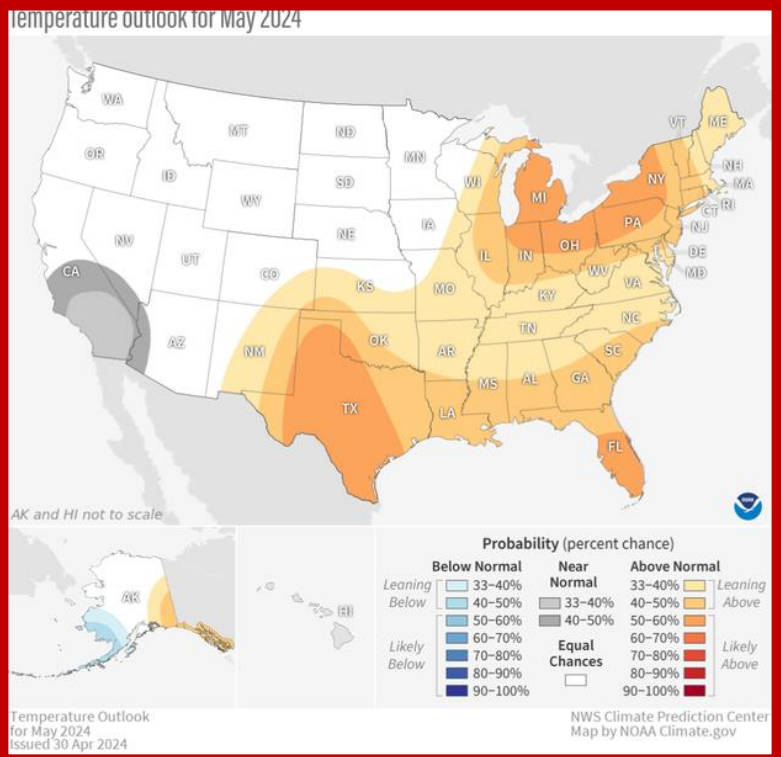
As of April 30th



May Outlook

| Location | Average Temp(°F) | Normal High (°F) | Normal Low (°F) |
|-----------------|------------------|------------------|-----------------|
| Galveston | 78.2 | 84.0 | 72.4 |
| Houston Hobby | 77.6 | 85.9 | 69.3 |
| City of Houston | 77.4 | 86.9 | 67.8 |
| College Station | 76.4 | 86.3 | 66.4 |
| Palacios | 78.1 | 84.9 | 71.3 |

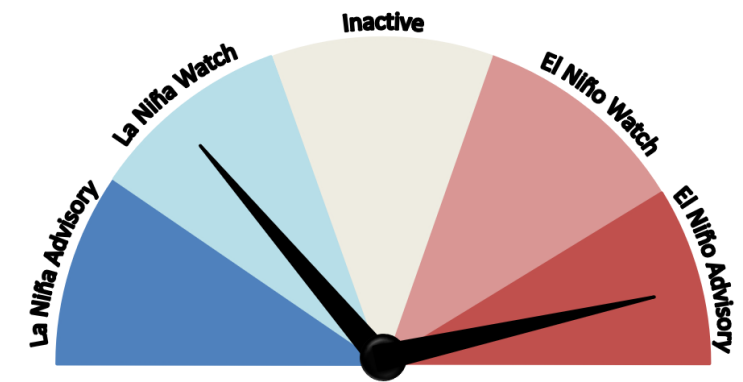
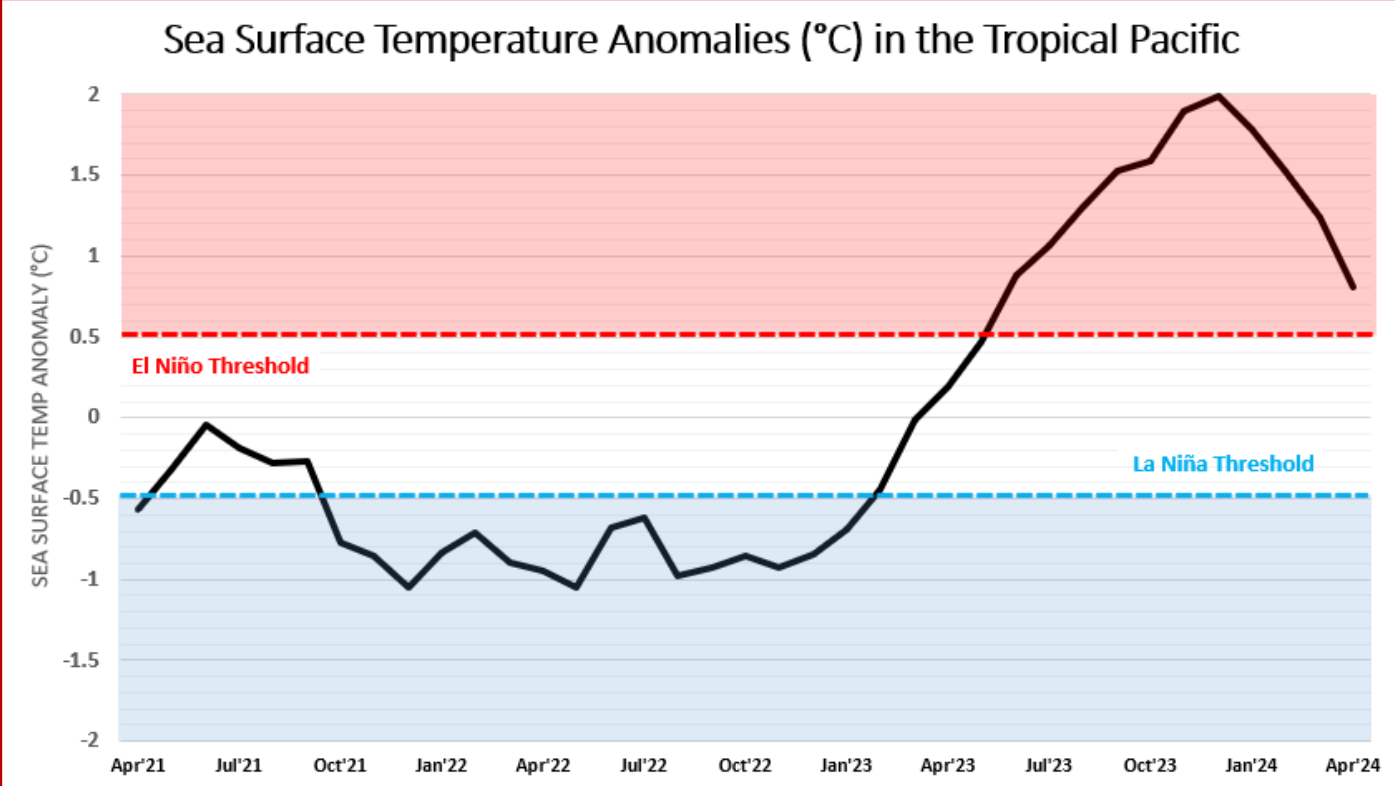
| Location | Normal Monthly Precipitation (in.) |
|-----------------|------------------------------------|
| Galveston | 3.04 |
| Houston Hobby | 5.42 |
| City of Houston | 5.01 |
| College Station | 4.60 |
| Palacios | 3.86 |



Current ENSO Phase: El Niño

The Climate Prediction Center's ENSO Forecast: El Niño Advisory - La Niña Watch

- El Niño conditions are present, but are expected to transition to ENSO-neutral by shortly
- Odds are increasing of La Niña developing during the Summer (69%), so a **La Niña Watch** has been issued



El Niño or La Niña Watch: Issued when conditions are favorable for the development of El Niño or La Niña conditions within the next six months.

El Niño or La Niña Advisory: Issued when El Niño or La Niña conditions are observed and expected to continue.



Climate Primary Site History

Galveston (GLS)

Records for Galveston are from observations at the following locations: 67-69 Strand (April 1, 1871 - Aug 31, 1874); 23rd and the Strand (Sep 1, 1874 - July 29, 1878), 1.75 miles WSW of the previous location; the Custom House at Bath Street and the Strand (July 30, 1878 - May 8, 1882); Colorado and Santa Fe Railroad Building at 25th and the Strand (May 9, 1882 - March 14, 1883); back to the Custom House which later became the Cotton Exchange Building (March 15, 1883 - June 24, 1898), about a 1/3 of a mile E of the previous Custom House location; The Levy Building at 2223 Market Street (June 25, 1898 - Nov 26, 1900); the Trust Building at Tremont and Post Office Streets (Nov 27, 1900 - June 24, 1946), one-quarter mile south of the Levy Building; the U.S. Post Office Building at 601 Rosenberg (June 25, 1946 - 1994); Scholes Field (January 1995 to present).

City of Houston (IAH)

Records for the City of Houston are from observations at the following locations: Cotton Station from July 1881 through September 1909, Stewart Building at Preston and Fannin from September 1909 through February 1926, Shell Building at Texas and Fannin from March 1926 through August 1938, Federal Building at Franklin and Fannin from August 1938 through May 1969, Intercontinental Airport from June 1969 to the present.

College Station (CLL)

Records from 1893 through July 1951 are based on observations taken at the Texas Agriculture Experiment COOP Station main farm located 6 miles southwest of College Station. Records from August 1951 through the present are based on observations taken at Easterwood Field.

Houston Hobby (HOU)

Records are based upon observations beginning in August 1931.

Palacios (PSX)

Records are based upon observations beginning in February 1943.

