

Forecast Temperatures and Precipitation

September 22, 2024
4:51 PM

	9/23	9/24	9/25	9/26	9/27	9/28	9/29
	Mon	Tue	Wed	Thu	Fri	Sat	Sun
Bethany	66	70	73	74	71	71	71
Butler	65	73	74	74	71	70	73
Cameron	64	70	72	74	71	70	71
Carrollton	64	71	73	75	71	70	71
Chillicothe	65	71	74	75	72	71	72
Clinton	66	73	75	75	71	70	73
Kansas City	64	71	74	75	72	70	72
Kirksville	65	70	72	75	71	71	70
Leavenworth	66	73	75	75	73	71	73
Lee's Summit	64	71	74	74	71	69	72
Maryville	68	71	75	76	74	73	73
Moberly	66	71	75	76	73	71	72
Olathe	64	72	74	74	71	70	73
Sedalia	65	72	74	74	70	70	72
St. Joseph	68	73	76	77	75	74	75
Warrensburg	65	73	75	75	72	71	73

Created: 4 pm CDT Sun 9/22/2024 | Values are maximums over the period beginning at the time shown.

Maximum Temperature Forecast

	9/23		9/24		9/25		9/26		9/27		9/28		9/29		9/30
	Mon		Tue		Wed		Thu		Fri		Sat		Sun		Mon
	12am	12pm	12am	12pm	12am	12pm	12am	12pm	12am	12pm	12am	12pm	12am	12pm	12am
Bethany	5	10	10	5	5	0	0	5	10	25	40	35	25	20	15
Butler	35	35	20	10	10	5	0	10	20	40	35	40	20	25	10
Cameron	5	20	15	5	10	0	0	5	15	30	40	40	25	25	15
Carrollton	15	35	25	10	5	0	0	5	20	35	40	45	25	25	15
Chillicothe	5	25	20	5	5	0	0	5	15	30	40	40	30	25	15
Clinton	35	40	25	15	10	5	5	10	20	45	40	45	25	25	10
Kansas City	20	25	15	5	10	0	0	5	20	35	40	40	25	20	10
Kirksville	5	20	35	10	5	0	0	5	15	30	40	40	35	25	20
Leavenworth	5	20	15	5	10	0	0	5	15	35	35	35	25	20	10
Lee's Summit	25	30	20	5	10	0	0	5	20	35	40	40	25	20	10
Maryville	5	10	5	10	5	0	0	0	10	25	35	30	20	15	10
Moberly	20	40	40	15	5	0	5	5	20	35	45	40	35	20	20
Olathe	25	25	15	5	10	0	0	5	20	35	35	35	25	20	10
Sedalia	35	45	30	15	10	0	5	10	25	45	45	45	30	25	15
St. Joseph	5	15	10	10	10	0	0	5	15	30	35	40	20	20	10
Warrensburg	35	40	25	15	10	0	5	10	20	40	40	45	25	25	10

Created: 4 pm CDT Sun 9/22/2024 | *Table values in %

Probability of Precipitation





Extended Outlook

September 22, 2024
4:51 PM

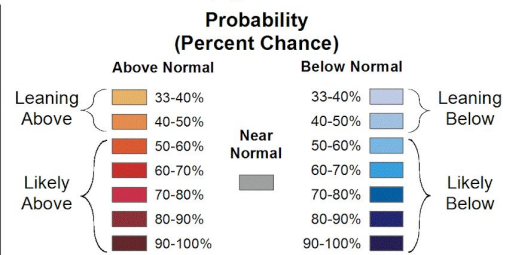
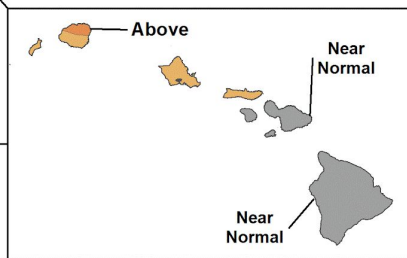
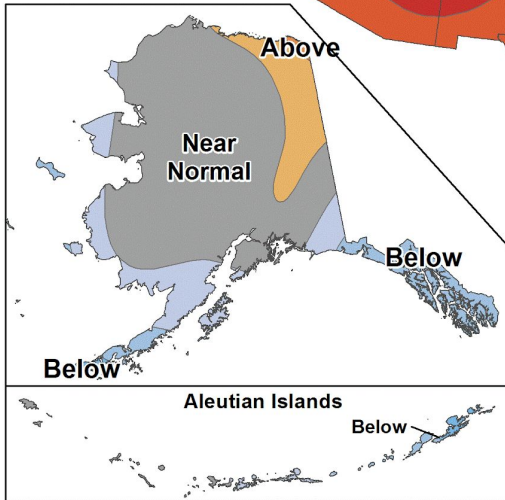
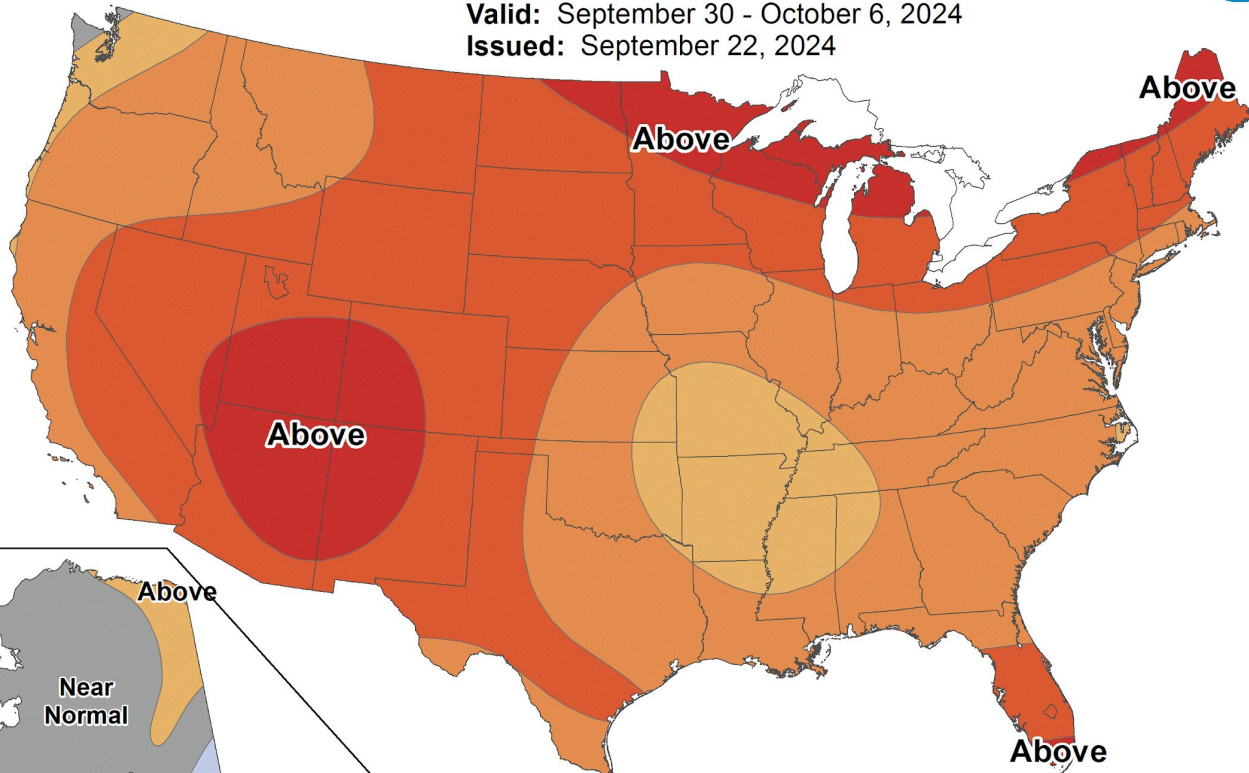
Outlooks valid for September 29th through October 5th



8-14 Day Temperature Outlook



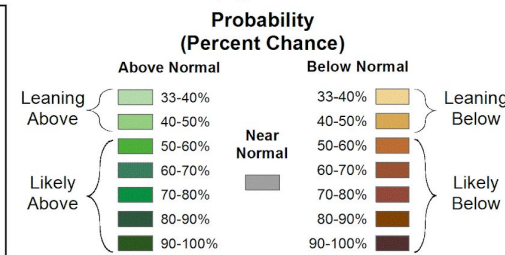
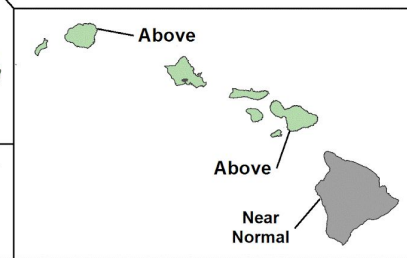
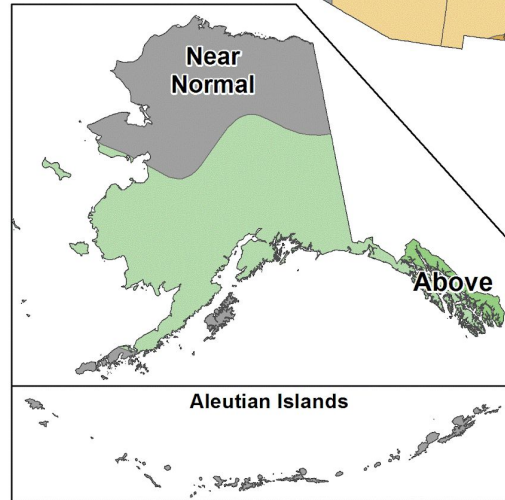
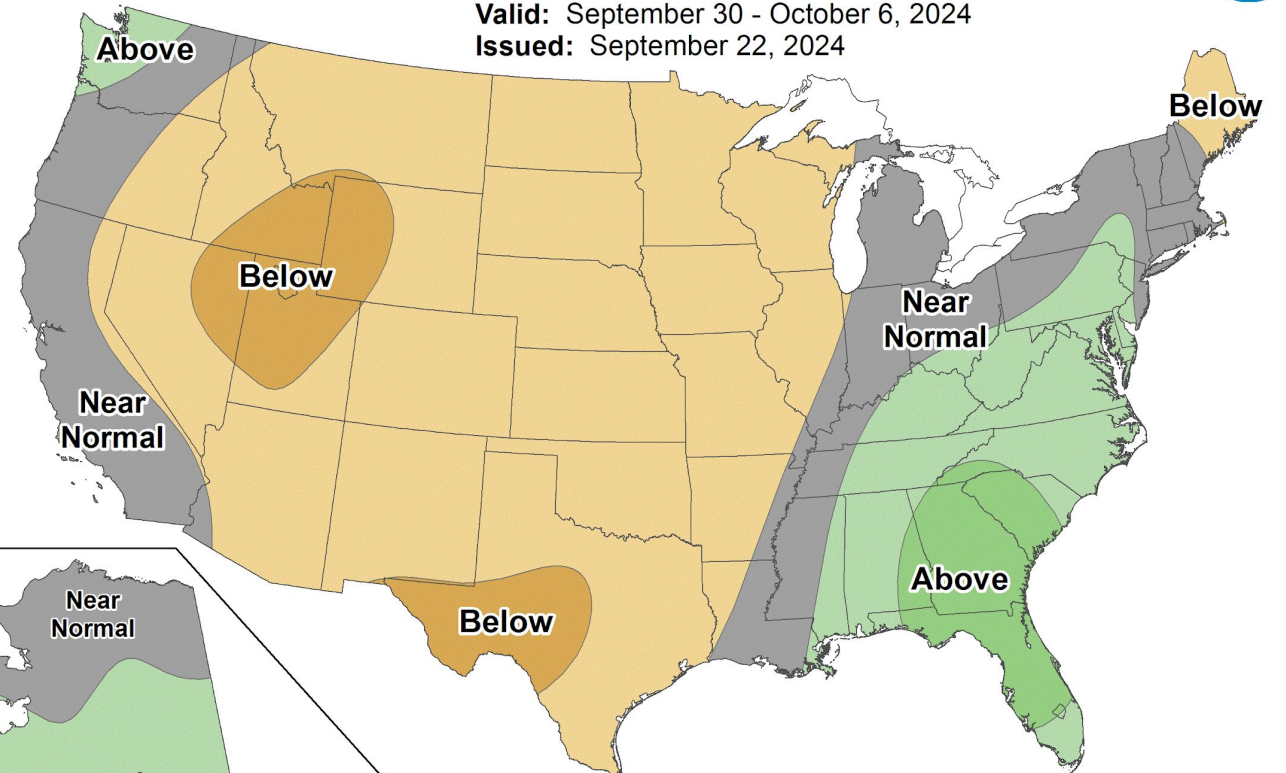
Valid: September 30 - October 6, 2024
Issued: September 22, 2024



8-14 Day Precipitation Outlook



Valid: September 30 - October 6, 2024
Issued: September 22, 2024



Above normal temperatures & below normal rainfall are slightly favored for late September into early October



National Oceanic and Atmospheric Administration
U.S. Department of Commerce

National Weather Service
Kansas City, MO