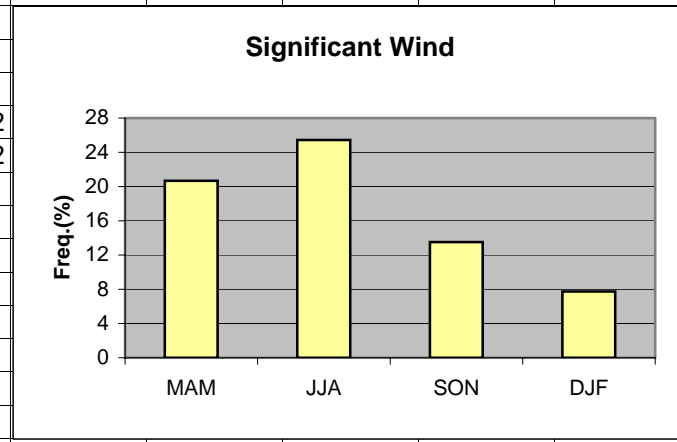


	A	B	C	D	E	F	G	H	I	J	K
1	Wind										
2											
3	MAM	20.67									
4	JJA	25.44									
5	SON	13.52									
6	DJF	7.74									
7											
8			MAM	JJA	SON	DJF					
9	>10kt 050-110		1.27	0.07	1.36	3.32					
10	>10kt 230-290		19.40	25.37	12.16	4.42					
11											
12											
13											
14											
15											
16											
17											
18											
19											

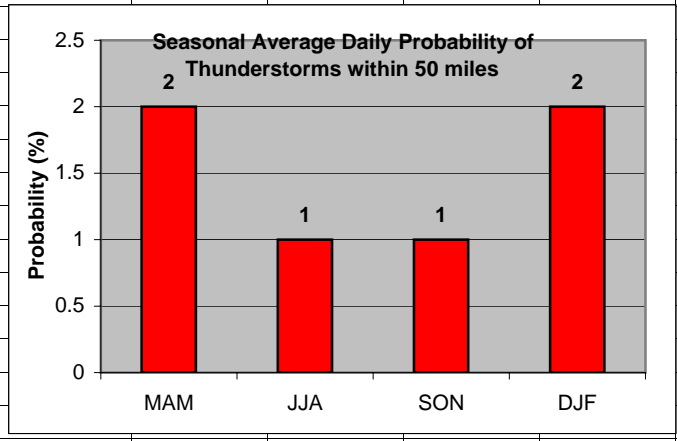
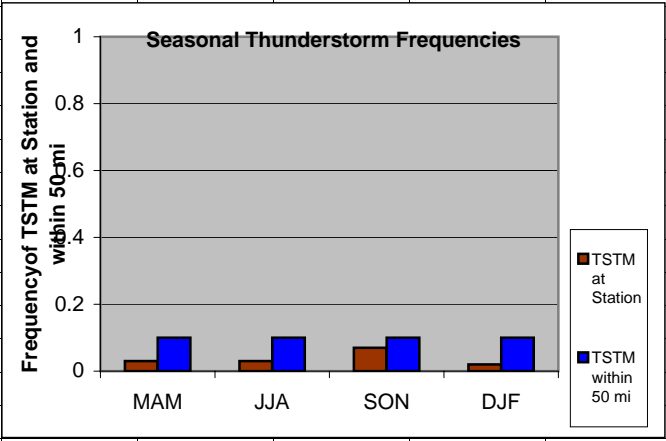


Cell: A1

Comment: Charlie Liles:

Significant wind factors: >10kt 050-110, >10kt 230-290.

	A	B	C	D	E	F	G	H	I	J	K	L
1	Thunderstorms											
2		Station	50mi		Daily Probability							
3	MAM	0.03	0.1		MAM	2						
4	JJA	0.03	0.1		JJA	1						
5	SON	0.07	0.1		SON	1						
6	DJF	0.02	0.1		DJF	2						
7												
8												
9												
10												
11												
12												
13												
14												
15												
16												
17												
18												
19												
20												
21												

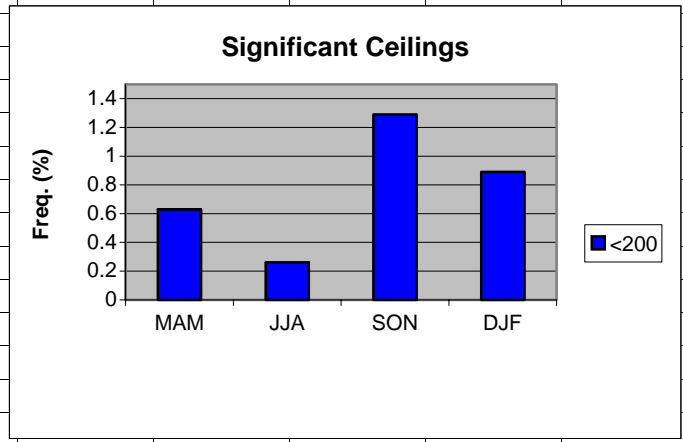


Cell: A1

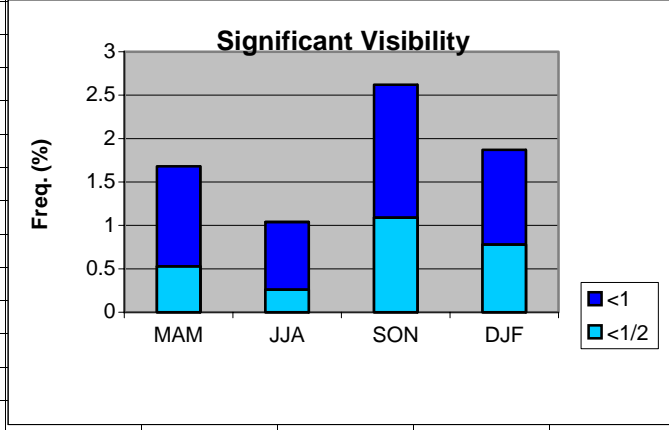
Comment: Charlie Liles:

The first graph shows the seasonal average hourly daily frequency of thunderstorms at the station and within 50 miles. The second graph shows the seasonal average daily probability of thunderstorms within 50 miles of the station.

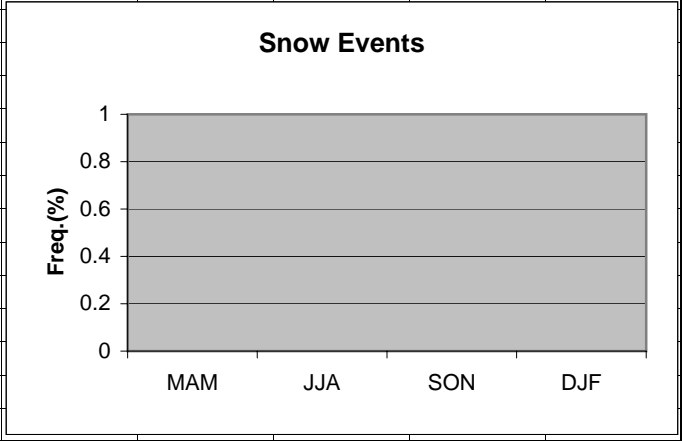
	A	B	C	D	E	F	G	H
1	Ceilings							
2		MAM	JJA	SON	DJF			
3	<200	0.63	0.26	1.29	0.89			
4								
5								
6								
7								
8								
9								
10								
11								
12								
13								
14								
15								
16								
17								
18								
19								



	A	B	C	D	E	F	G
1	Visibility						
2		MAM	JJA	SON	DJF		
3	<1	1.68	1.04	2.62	1.87		
4	<1/2	0.53	0.26	1.09	0.78		
5							
6							
7							
8							
9							
10							
11							
12							
13							
14							
15							
16							
17							
18							
19							



	A	B	C	D	E	F	G	H
1	Snow events							
2								
3	MAM	0						
4	JJA	0						
5	SON	0						
6	DJF	0						
7								
8								
9								
10								
11								
12								
13								
14								
15								
16								
17								
18								
19								



	A	B	C	D	E	F	G	H
1	Freezing Rain/drizzle/Ice Pellets							
2								
3	MAM	0						
4	JJA	0						
5	SON	0						
6	DJF	0						
7								
8								
9								
10								
11								
12								
13								
14								
15								
16								
17								
18								
19								

