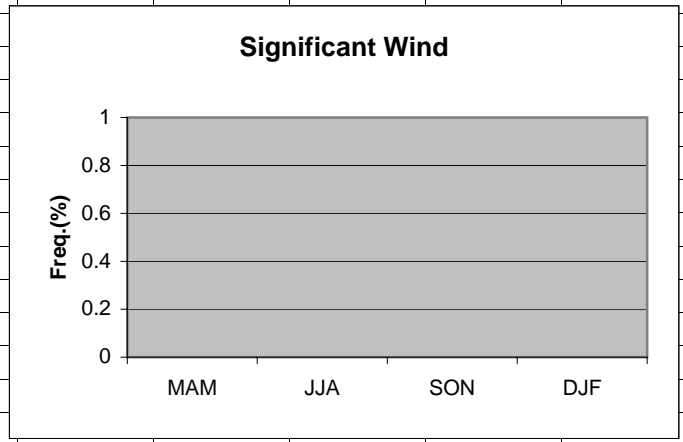


	A	B	C	D	E	F	G	H
1	Wind							
2								
3	MAM	0						
4	JJA	0						
5	SON	0						
6	DJF	0						
7								
8								
9								
10								
11								
12								
13								
14								
15								
16								
17								
18								
19								

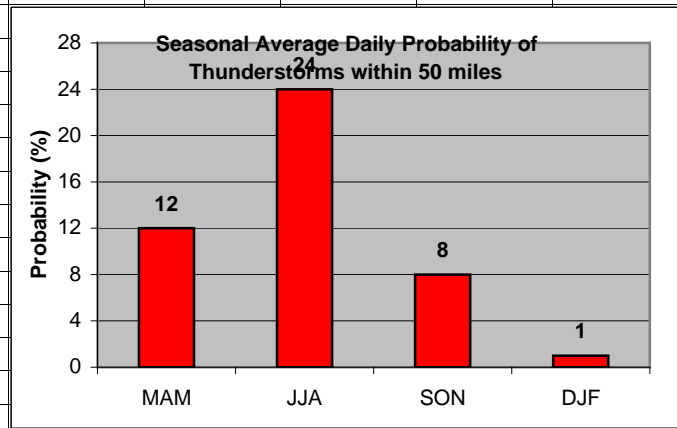
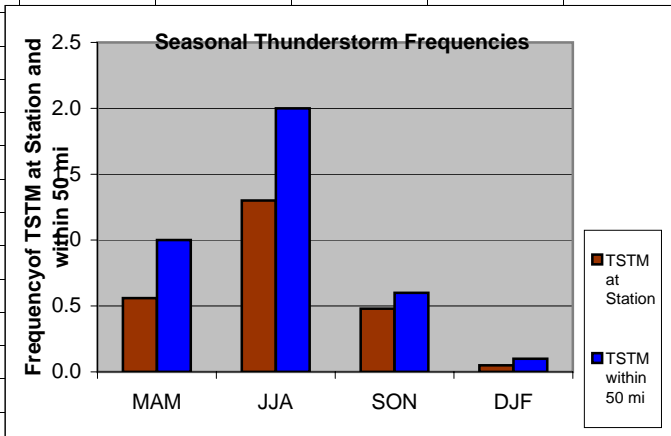


Cell: A1

Comment: Charlie Liles:

No significant wind factors were identified.

	A	B	C	D	E	F	G	H	I	J	K
1	Thunderstorms										
2		Station	50 mi			Daily Probability					
3	MAM	0.56	1.00		MAM	12					
4	JJA	1.30	2.00		JJA	24					
5	SON	0.48	0.60		SON	8					
6	DJF	0.05	0.10		DJF	1					
7											
8											
9											
10											
11											
12											
13											
14											
15											
16											
17											
18											
19											
20											

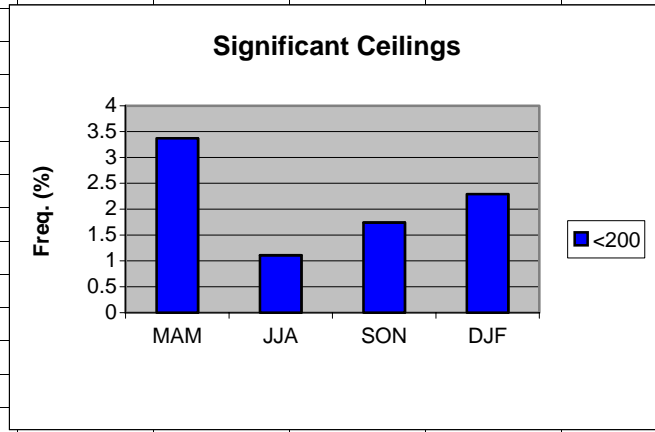


Cell: A1

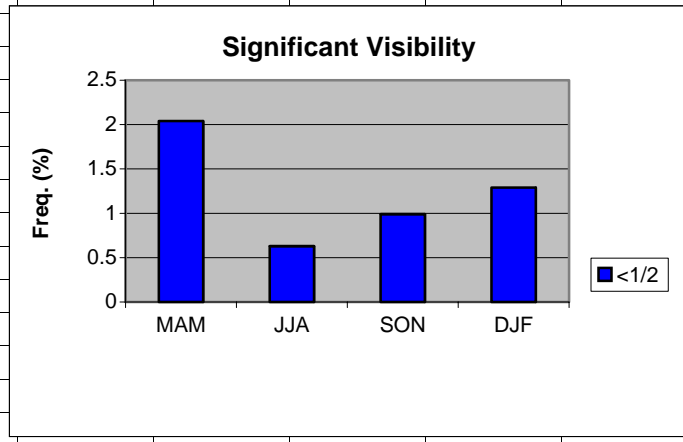
Comment: Charlie Liles:

The first graph shows the seasonal average hourly daily frequencies of thunderstorms at the station and within 50 miles. The second graph shows the seasonal average daily probability of thunderstorms within 50 miles of the station.

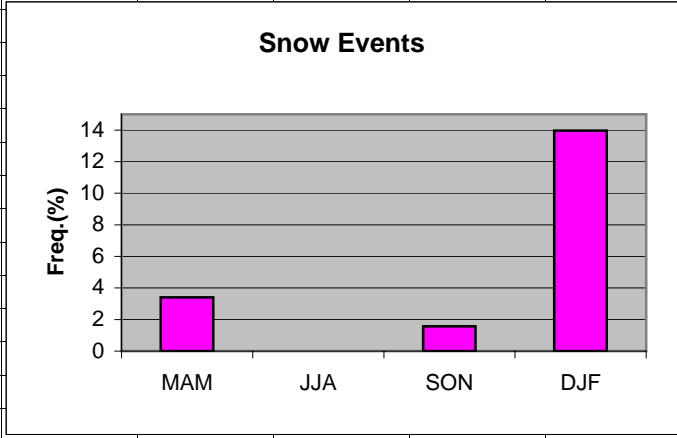
	A	B	C	D	E	F	G	H
1	Ceilings							
2		MAM	JJA	SON	DJF			
3	<200	3.37	1.11	1.74	2.29			
4								
5								
6								
7								
8								
9								
10								
11								
12								
13								
14								
15								
16								
17								
18								
19								



	A	B	C	D	E	F	G	H
1	Visibility							
2		MAM	JJA	SON	DJF			
3	<1/2	2.04	0.63	0.99	1.29			
4								
5								
6								
7								
8								
9								
10								
11								
12								
13								
14								
15								
16								
17								
18								
19								



	A	B	C	D	E	F	G	H
1	Snow events							
2								
3	MAM	3.41						
4	JJA	0						
5	SON	1.57						
6	DJF	13.97						
7								
8								
9								
10								
11								
12								
13								
14								
15								
16								
17								
18								
19								



	A	B	C	D	E	F	G	H
1	Freezing Rain/drizzle/Ice Pellets							
2								
3	MAM	0.30						
4	JJA	0						
5	SON	0.04						
6	DJF	0.92						
7								
8								
9								
10								
11								
12								
13								
14								
15								
16								
17								
18								
19								

