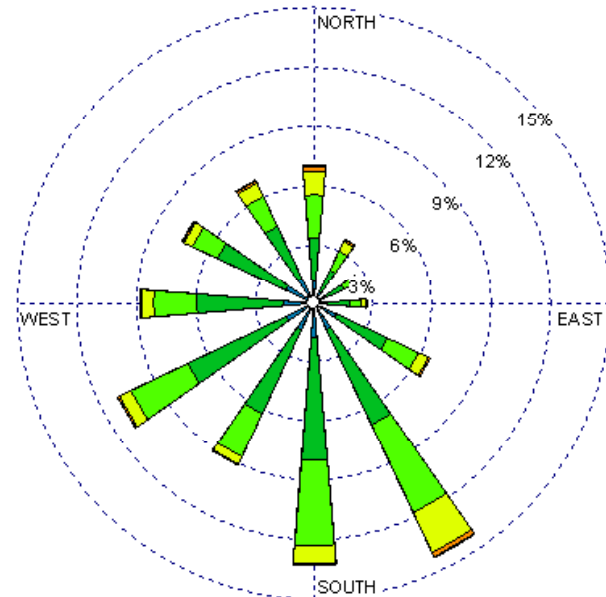
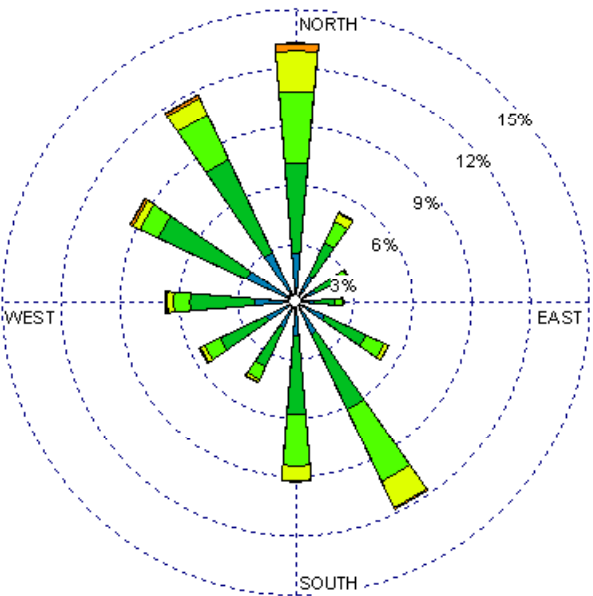
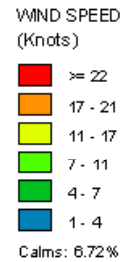


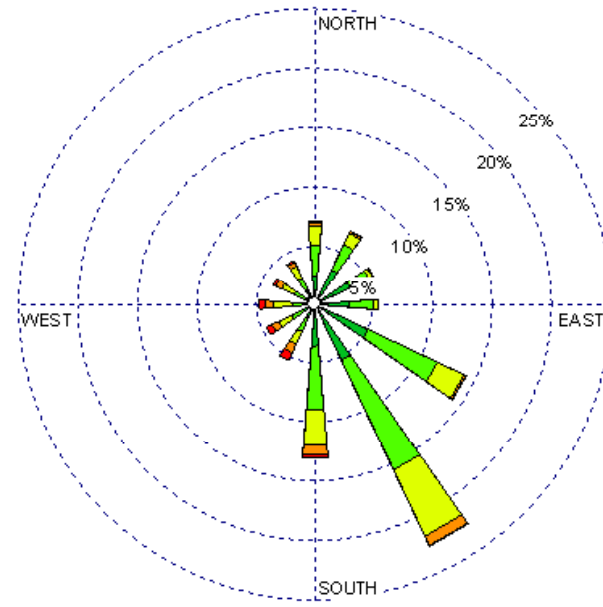
Roswell (23009)  
1985-2005  
Annual Average - all hours  
Average Speed = 7.61 kts



Roswell (23009)  
1985-2005  
Annual Average - 03 to 09Z  
Average Speed = 6.89 kts



Roswell (23009)  
1985-2005  
Annual Average - 10 to 15Z  
Average Speed = 6.01 kts



Roswell (23009)  
1985-2005  
Annual Average - 19 to 23Z  
Average Speed = 9.74 kts

