



Date	Type (Period of Record 1891 – Present)	Record (T = Tied)
Feb. 3 rd	Warm Low Temperature	41°
Mar. 24 th	Cold High Temperature	43°
Apr. 5 th	High Temperature	81° (T)
Jun. 12 th	Warm Low Temperature	71°
Jun. 13 th	Warm Low Temperature	73°
Jun. 13 th	High Temperature	100° (T)
Jun. 14 th	Warm Low Temperature	71° (T)
Jun. 14 th	High Temperature	103°
Jun. 15 th	Warm Low Temperature	74° (T)
Jun. 16 th	Warm Low Temperature	71° (T)
Jun. 16 th	High Temperature	100° (T)
Jun. 17 th	Warm Low Temperature	73°
Jun. 28 th	Cold High Temperature	73°
Jun. 29 th	Cold High Temperature	67°
Jun. 30 th	Cold High Temperature	70°
Jul. 9 th	Warm Low Temperature	73° (T)
Aug. 10 th	Warm Low Temperature	73° (T)
Sep. 4 th	Warm Low Temperature	70° (T)

Sunport Growing Season
March 25th – November 18th
Length: 237 days

Corrales
April 23rd – Oct. 12th
Length: 172 Days

South Valley
April 19th – Oct. 13th
Length: 176 Days

Hottest Temperatures in ABQ Metro
ABQ Sunport: 103° June 14th
Corrales: 104° June 15th
South Valley: 104° June 14th

Coldest Temperatures in ABQ Metro
ABQ Sunport: 7° – February 14th
Corrales: 11° – March 2nd (Feb. 14th M)
South Valley: 9° – February 14th

Peak Wind Gust
68 mph – March 24th

2021 Records & Extremes

Albuquerque Sunport (continued)

Weather Forecast Office
Albuquerque, NM
Issued January 7, 2022 5:25 PM MDT



Date	Type (Period of Record 1891 – Present)	Record (T = Tied)
Sep. 8 th	Warm Low Temperature	70° (T)
Sep. 10 th	Warm Low Temperature	68° (T)
Sep. 13 th	High Temperature	93° (T)
Sep. 30 th	Cold High Temperature	60° (T)
Sep. 30 th	Precipitation	0.54"
Nov. 24 th	Warm Low Temperature	43° (T)
Dec. 3 rd	High Temperature	65° (T)

2021 Records & Extremes

Clayton



Date	Type (Period of Record 1909 – 2021)	Record (T = Tied)
Jan. 9 th	Precipitation	0.17"
Feb. 3 rd	High Temperature	73°
Feb. 12 th	Cold High Temperature	11°
Feb. 13 th	Cold High Temperature	8°
Feb. 14 th	Low Temperature	-13°
Feb. 14 th	Cold High Temperature	0°
Feb. 15 th	Low Temperature	-15°
Feb. 15 th	Cold High Temperature	7°
Mar. 13 th	Precipitation	1.39"
Mar. 29 th	High Temperature	81° (T)
Apr. 4 th	Warm Low Temperature	48° (T)
Apr. 5 th	High Temperature	86°
May 11 th	Cold High Temperature	43°
May 22 nd	Warm Low Temperature	61° (T)
Jun. 17 th	Warm Low Temperature	67°
Jun. 19 th	Warm Low Temperature	67° (T)
Jun. 24 th	Warm Low Temperature	70°
Aug. 1 st	Cold High Temperature	72°
Aug. 4 th	Cold High Temperature	66°
Aug. 9 th	High Temperature	99°
Aug. 25 th	High Temperature	96° (T)

Date	Type (Period of Record 1909 – 2021)	Record (T = Tied)
Sep. 7 th	High Temperature	95° (T)
Sep. 9 th	High Temperature	96°
Sep. 10 th	High Temperature	98°
Sep. 10 th	Warm Low Temperature	65° (T)
Sep. 11 th	High Temperature	99°
Sep. 11 th	Warm Low Temperature	65°
Sep. 12 th	High Temperature	95°
Sep. 12 th	Warm Low Temperature	64°
Oct. 8 th	Warm Low Temperature	55° (T)
Nov. 7 th	High Temperature	81° (T)
Nov. 16 th	Warm Low Temperature	49°
Nov. 29 th	High Temperature	77° (T)
Dec. 5 th	High Temperature	75°
Dec. 14 th	Warm Low Temperature	43°



Clayton Growing Season
April 24th – October 15th
Length: 173 days




Hottest Day in Clayton
101° June 23rd



Peak Wind Gust
75 mph – December 15th



Coldest Day in Clayton
-15° February 15th



2021 Records & Extremes

Roswell

Weather Forecast Office
Albuquerque, NM
Issued January 7, 2022 5:25 PM MDT



Date	Type (Period of Record 1894 – 2020)	Record (T = Tied)
Feb. 2 nd	High Temperature	81°
Feb. 3 rd	High Temperature	82° (T)
Feb. 18 th	Cold High Temperature	31° (T)
Apr. 9 th	Warm Low Temperature	54° (T)
May 30 th	Precipitation	3.03"
May 31 st	Precipitation	1.65"
Jun. 9 th	Warm Low Temperature	71°
Jun. 10 th	Warm Low Temperature	70° (T)
Jun. 10 th	High Temperature	111°
Jun. 11 th	High Temperature	106° (T)
Jun. 12 th	Warm Low Temperature	75° (T)
Jun. 28 th	Cold High Temperature	69°
Sep. 3 rd	Warm Low Temperature	69° (T)
Sep. 17 th	High Temperature	101°
Oct. 8 th	High Temperature	95° (T)
Oct. 9 th	High Temperature	99°
Oct. 23 rd	High Temperature	91° (T)
Nov. 15 th	High Temperature	86°
Nov. 16 th	High Temperature	84° (T)

Date	Type (Period of Record 1894 – 2020)	Record (T = Tied)
Dec. 3 rd	High Temperature	82°
Dec. 5 th	High Temperature	79°
Dec. 14 th	High Temperature	77°
Dec. 15 th	High Temperature	80°
Dec. 15 th	Warm Low Temperature	43°

Hottest Day in Roswell
111° June 10th



Coldest Day in Roswell
-5° February 15th








Roswell Growing Season
Mar. 25th – Nov. 5th
Length: 224 days



Peak Wind Gust
69 mph December 15th





-  National Center for Environmental Information: <https://www.ncei.noaa.gov/>
-  NWS Local Climate Pages: <https://w2.weather.gov/climate/index.php?wfo=abq>
-  Questions?: sr-abq.webmaster@noaa.gov
-  NWS Albuquerque Facebook
-  @NWSAlbuquerque & #nmwx